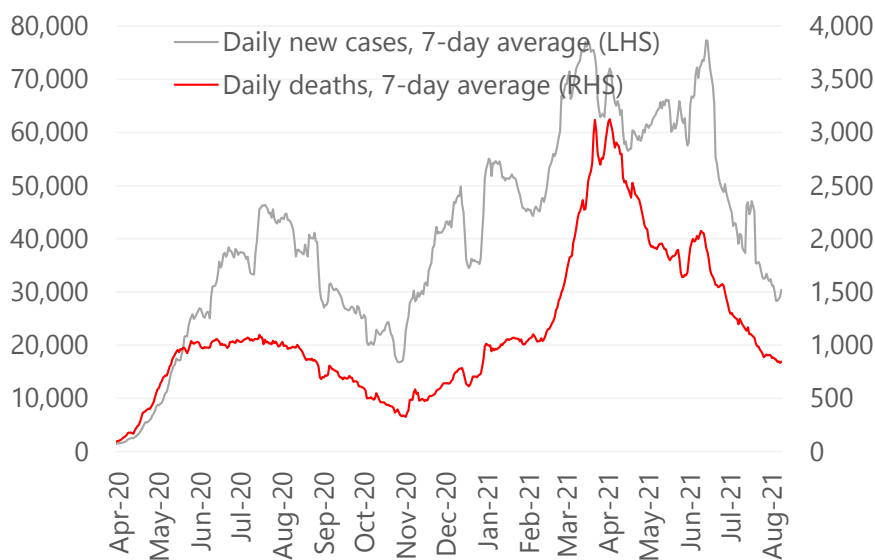


Felipe Kotinda\*

felipe.kotinda@santander.com.br  
+5511 3553 8071

- The vaccination rate reached 1.9 million/day on average, reaffirming a positive outlook for the control of the pandemic and the reopening of the economy in 2H21, in our view.
- Our proxy for a nationwide average of ICU occupancy continues to decline, now close to 51%, the lowest level in our series (begun in January).
- Despite this positive note, the Delta variant has been spreading in key regions such as state of Rio de Janeiro (where it accounts for 60% of new cases) and the metropolitan region of São Paulo (23% of new cases).
- Data from Brazil’s Health Ministry showed that the 7-day average of infections stood at 30k as of Wednesday (August 18), down 2% from last week; as for casualties, the 7-day average stood at 844, down 3%.

**Figure 1 – Daily New Cases and Deaths - Brazil (August 18)**



Sources: Brazilian Ministry of Health, Santander.

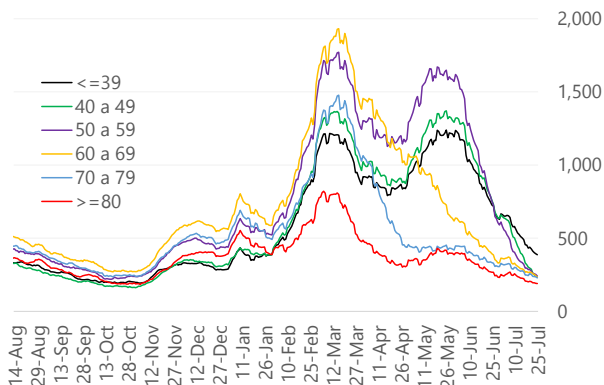
**IMPORTANT DISCLOSURES/CERTIFICATIONS ARE IN THE “IMPORTANT DISCLOSURES” SECTION OF THIS REPORT.**

U.S. investors' inquiries should be directed to Santander Investment at (212) 350-0707.

\*Employed by a non-US affiliate of Santander Investment Securities Inc. and is not registered/qualified as a research analyst under FINRA rules, is not an associated person of the member firm, and therefore may not be subject to FINRA Rules 2241 and 2242 and incorporated NYSE Rule 472 restrictions.

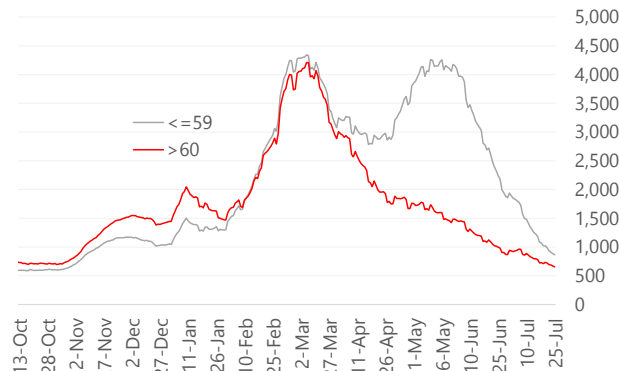


**Figure 2 – New Hospital Admissions by Age (July 25)**



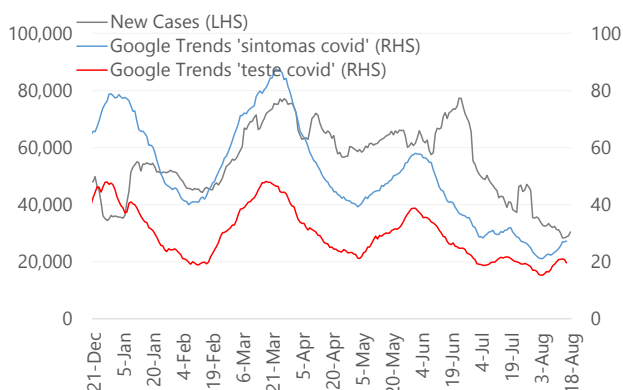
Sources: openDataSUS, Santander.

**Figure 3 – New Hospital Admissions by Age (July 25)**



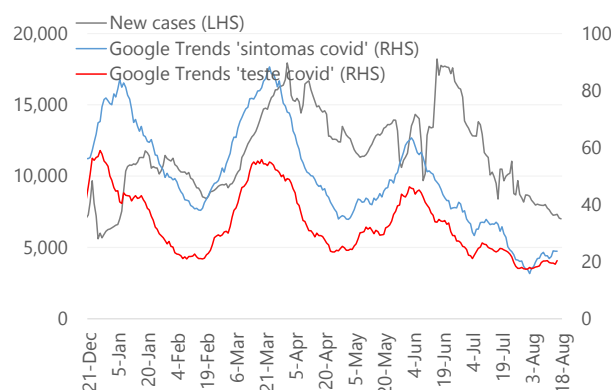
Sources: openDataSUS, Santander.

**Figure 4 – Google Trends – Brazil (August 18)**



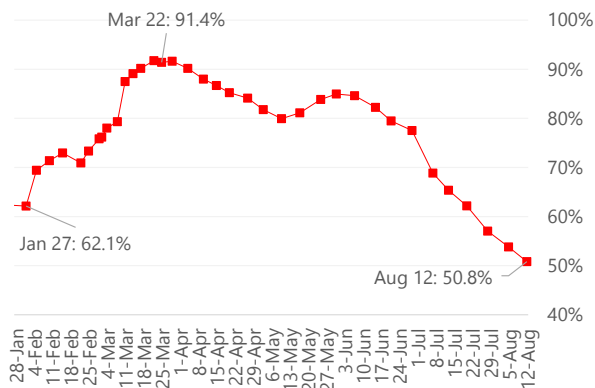
Sources: Brazilian Ministry of Health, Google Trends, Santander.

**Figure 5 – Google Trends - São Paulo (August 18)**



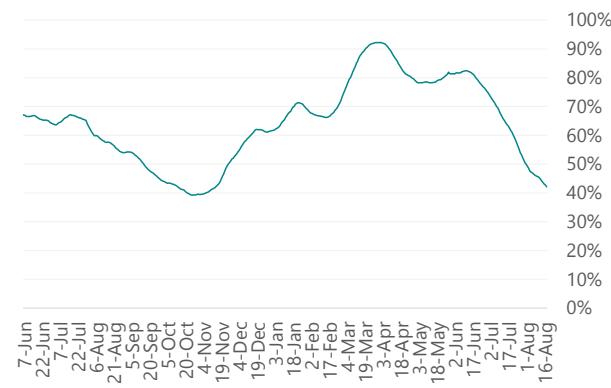
Sources: Brazilian Ministry of Health, Google Trends, Santander.

**Figure 6 – Nation-wide Average ICU Occupancy¹ (%)**



Sources: @coronavirusbra1, Santander.

**Figure 7 – ICU Occupancy – São Paulo (August 18)**

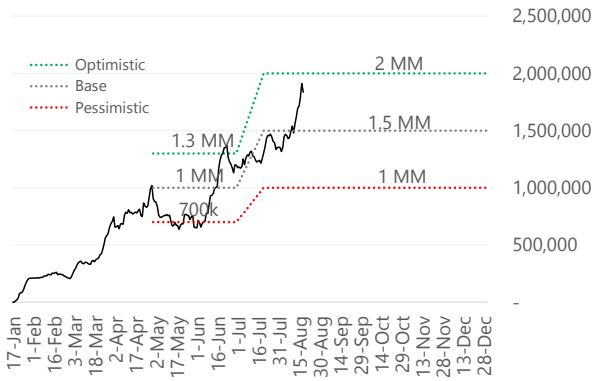


Sources: São Paulo Government, Santander.

¹ The nation-wide average is a weighted average (by state population) of state ICU occupancy rates. Hence it does not reflect the actual national occupancy rate = Total beds occupied in Brazil / Total beds available in Brazil.

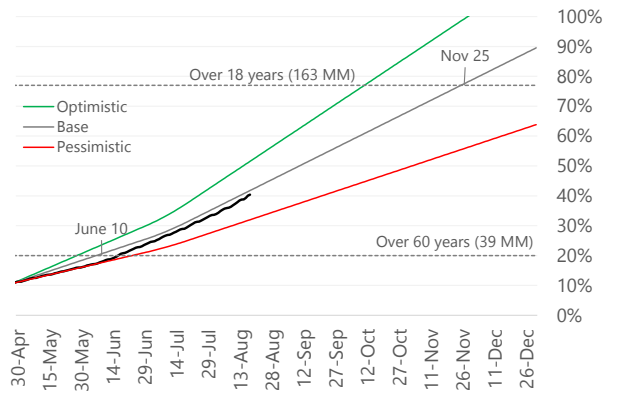


**Figure 8 – Vaccination Pace (Daily Shots 7dma)**



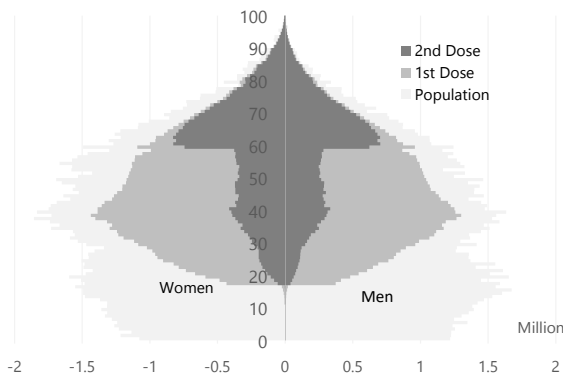
Sources: Brazilian Ministry of Health, Santander.

**Figure 9 – Population Fully Vaccinated (%)**



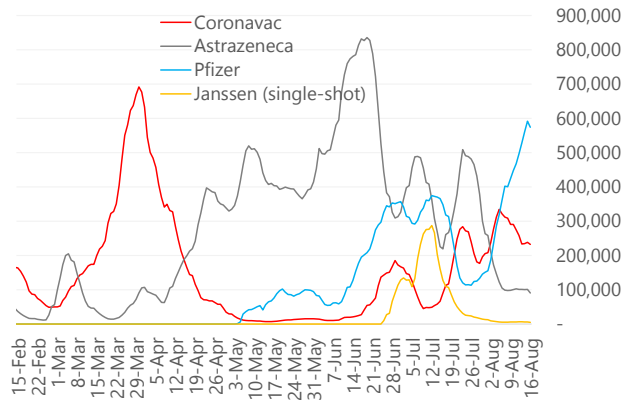
Sources: Brazilian Ministry of Health, Santander.

**Figure 10 – Vaccination by Age and Gender (August 18)**



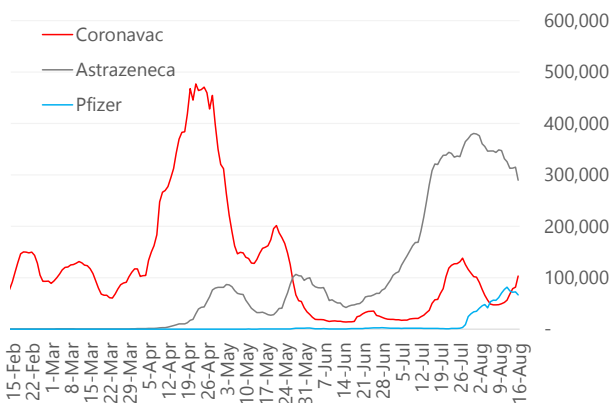
Sources: openDataSUS, Santander.

**Figure 11 – Daily shots (1<sup>st</sup> dose) by Vaccine (August 16)**



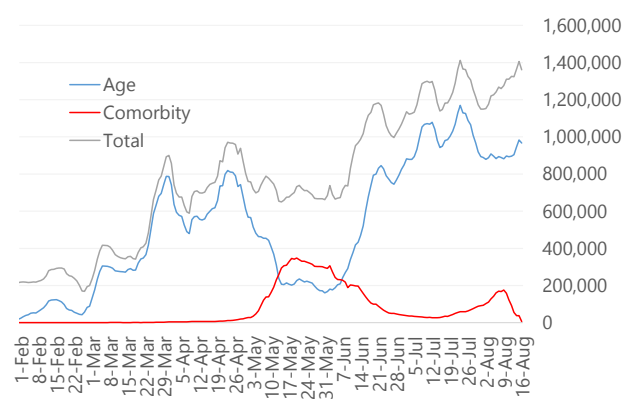
Sources: openDataSUS, Santander.

**Figure 12 – Daily shots (2<sup>nd</sup> dose) by Vaccine (August 16)**



Sources: openDataSUS, Santander.

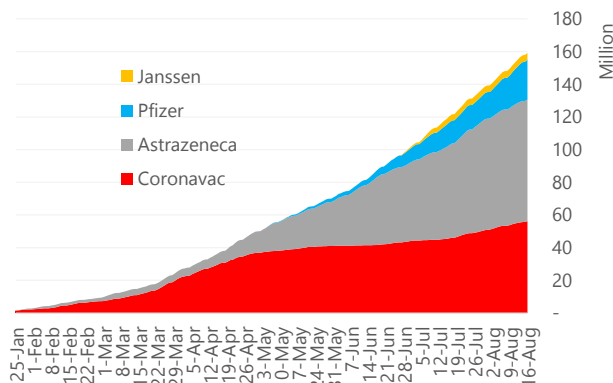
**Figure 13 – Daily shots by Criteria (August 16)**



Sources: openDataSUS, Santander.

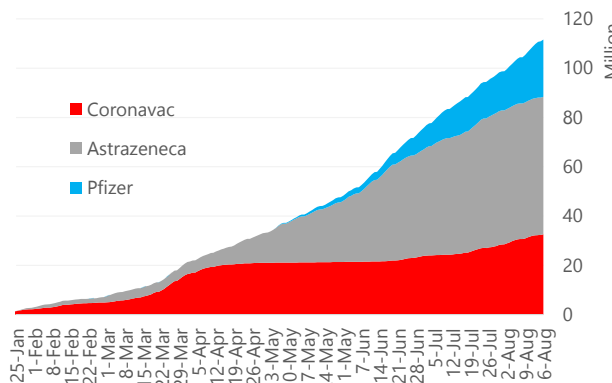


**Figure 14 – Accumulated Doses Administered (Total) by Vaccine (August 16)**



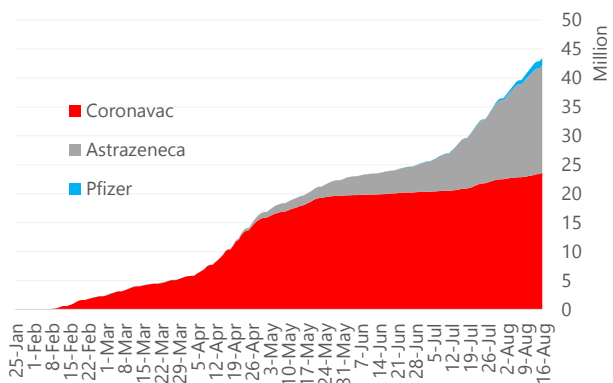
Sources: openDataSUS, Santander.

**Figure 15 – Accumulated Doses Administered (1<sup>st</sup> dose) by Vaccine (August 16)**



Sources: openDataSUS, Santander.

**Figure 16 – Accumulated Doses Administered (2<sup>nd</sup> dose) by Vaccine (August 16)**



Sources: openDataSUS, Santander.

**Figure 17 - Vaccination Schedule (August 19)**

	AstraZeneca		CoronaVac		Covax		Pfizer		Janssen	Moderna	Accum. Doses		Accum. IFA	Accum. Doses + IFA
	Expected	Actual	Expected	Actual	Expected	Actual	Expected	Actual	Expected	Expected	Expected	Actual	Actual	Actual
Jan-21	2,000,000	2,000,000	8,702,348	8,702,348	-	-	-	-	-	-	10,702,348	10,702,348		10,702,348
Feb-21	1,999,600	1,999,600	4,853,000	4,853,000	-	-	-	-	-	-	17,554,948	17,554,948		17,554,948
Mar-21	2,822,000	2,822,000	22,758,970	22,758,970	1,022,400	1,022,400	-	-	-	-	44,158,318	44,158,318		44,158,318
Apr-21	19,186,750	19,186,750	5,800,000	5,800,000	-	-	1,000,000	1,000,000	-	-	70,145,068	70,145,068		70,145,068
May-21	21,677,750	21,677,750	5,116,010	5,116,010	4,051,200	4,051,200	2,500,000	2,500,000	-	-	103,490,028	103,490,028		103,490,028
Jun-21	18,258,000	18,041,000	5,000,000	5,000,000	842,000	842,000	11,065,000	11,066,000	4,801,550	-	138,655,028	143,240,578		143,240,578
Jul-21	14,504,500	14,504,500	10,654,000	10,654,000	4,084,800	4,084,800	14,386,320	14,386,320	-	-	182,284,648	186,870,198		186,870,198
Aug-21	11,600,000	4,000,000	20,000,000	9,800,000	-	-	33,300,000	14,573,880	-	1,000,000	248,184,648	215,244,078	21,346,000	236,590,078
Sep-21	11,951,500	800,000	17,115,672	20,546,000	-	-	37,495,530	-	-	1,000,000	315,747,350	-	-	-
Oct-21	39,333,333	-	10,000,000	-	10,845,333	-	33,333,300	-	12,066,667	-	409,259,317	-	-	-
Nov-21	39,333,333	-	10,000,000	-	10,845,333	-	33,333,300	-	12,066,667	10,000,000	524,837,950	-	-	-
Dec-21	39,333,333	-	10,000,000	-	10,845,333	-	33,333,300	-	12,066,667	-	607,504,583	-	-	-
Total	222,000,100	-	130,000,000	-	42,536,400	-	199,746,750	-	41,001,550	12,000,000	-	-	-	-

Available doses  
In production (API in the country)

Sources: Brazilian Ministry of Health, Santander.

**CONTACTS / IMPORTANT DISCLOSURES****Brazil Macro Research**

Ana Paula Vescovi*	Chief Economist	anavescovi@santander.com.br	5511-3553-8567
Mauricio Oreng*	Head of Macro Research	mauricio.oreng@santander.com.br	5511-3553-5404
Jankiel Santos*	Economist – External Sector	jankiel.santos@santander.com.br	5511-3012-5726
Ítalo Franca*	Economist – Fiscal Policy	italo.franca@santander.com.br	5511-3553-5235
Daniel Karp*	Economist – Inflation	daniel.karp@santander.com.br	5511-3553-9828
Tomas Urani*	Economist – Global Economics	tomas.urani@santander.com.br	5511-3553-9520
Lucas Maynard*	Economist – Economic Activity	lucas.maynard.da.silva@santander.com.br	5511-3553-7495
Felipe Kotinda*	Economist – Credit	felipe.kotinda@santander.com.br	5511-3553-8071
Gabriel Couto*	Economist – Special Projects	gabriel.couto@santander.com.br	5511-3553-8487
Gilmar Lima*	Economist – Modeling	gilmar.lima@santander.com.br	5511-3553-6327

**Global Macro Research**

Maciej Reluga*	Head Macro, Rates & FX Strategy – CEE	maciej.reluga@santander.pl	48-22-534-1888
Juan Cerruti *	Senior Economist – Argentina	jcerruti@santander.com.ar	54 11 4341 1272
Ana Paula Vescovi*	Economist – Brazil	anavescovi@santander.com.br	5511-3553-8567
Juan Pablo Cabrera*	Economist – Chile	jcabrera@santander.cl	562-2320-3778
Guillermo Aboumrad*	Economist – Mexico	gjaboumrad@santander.com.mx	5255-5257-8170
Piotr Bielski*	Economist – Poland	piotr.bielski@santander.pl	48-22-534-1888
Mike Moran	Head of Macro Research, US	mike.moran@santander.us	212-350-3500

**Fixed Income Research**

Juan Arranz*	Chief Rates & FX Strategist – Argentina	jarranz@santanderrio.com.ar	5411-4341-1065
Mauricio Oreng*	Senior Economist/Strategist – Brazil	mauricio.oreng@santander.com.br	5511-3553-5404
Juan Pablo Cabrera*	Chief Rates & FX Strategist – Chile	jcabrera@santander.cl	562-2320-3778

**Equity Research**

Miguel Machado*	Head Equity Research Americas	mmachado@santander.com.mx	5255 5269 2228
Alan Alanis*	Head, Mexico	aalanis@santander.com.mx	5552-5269-2103
Andres Soto	Head, Andean	asoto@santander.us	212-407-0976
Claudia Benavente*	Head, Chile	claudia.benavente@santander.cl	562-2336-3361
Walter Chiarvesio*	Head, Argentina	wchiarvesio@santanderrio.com.ar	5411-4341-1564
Mariana Cahen Margulies*	Head, Brazil	mmargulies@santander.com.br	5511 3553 1684

**Electronic**Bloomberg  
ReutersSIEQ <GO>  
Pages SISEMA through SISEMZ

This report has been prepared by Santander Investment Securities Inc. ("SIS"; SIS is a subsidiary of Santander Holdings USA, Inc. which is wholly owned by Banco Santander, S.A. "Santander"), on behalf of itself and its affiliates (collectively, Grupo Santander) and is provided for information purposes only. This document must not be considered as an offer to sell or a solicitation of an offer to buy any relevant securities (i.e., securities mentioned herein or of the same issuer and/or options, warrants, or rights with respect to or interests in any such securities). Any decision by the recipient to buy or to sell should be based on publicly available information on the related security and, where appropriate, should take into account the content of the related prospectus filed with and available from the entity governing the related market and the company issuing the security. This report is issued in Spain by Santander Investment Bolsa, Sociedad de Valores, S.A. ("Santander Investment Bolsa"), and in the United Kingdom by Banco Santander, S.A., London Branch. Santander London is authorized by the Bank of Spain. This report is not being issued to private customers. SIS, Santander London and Santander Investment Bolsa are members of Grupo Santander.

**ANALYST CERTIFICATION:** The following analysts hereby certify that their views about the companies and their securities discussed in this report are accurately expressed, that their recommendations reflect solely and exclusively their personal opinions, and that such opinions were prepared in an independent and autonomous manner, including as regards the institution to which they are linked, and that they have not received and will not receive direct or indirect compensation in exchange for expressing specific recommendations or views in this report, since their compensation and the compensation system applying to Grupo Santander and any of its affiliates is not pegged to the pricing of any of the securities issued by the companies evaluated in the report, or to the income arising from the businesses and financial transactions carried out by Grupo Santander and any of its affiliates: Felipe Kotinda\*.

\*Employed by a non-US affiliate of Santander Investment Securities Inc. and not registered/qualified as a research analyst under FINRA rules, and is not an associated person of the member firm, and, therefore, may not be subject to the FINRA Rule 2242 and Incorporated NYSE Rule 472 restrictions on communications with a subject company, public appearances, and trading securities held by a research analyst account.

The information contained herein has been compiled from sources believed to be reliable, but, although all reasonable care has been taken to ensure that the information contained herein is not untrue or misleading, we make no representation that it is accurate or complete and it should not be relied upon as such. All opinions and estimates included herein constitute our judgment as at the date of this report and are subject to change without notice.

Any U.S. recipient of this report (other than a registered broker-dealer or a bank acting in a broker-dealer capacity) that would like to effect any transaction in any security discussed herein should contact and place orders in the United States with SIS, which, without in any way limiting the foregoing, accepts responsibility (solely for purposes of and within the meaning of Rule 15a-6 under the U.S. Securities Exchange Act of 1934) for this report and its dissemination in the United States.

© 2021 by Santander Investment Securities Inc. All Rights Reserved.

