



2022 Brazil General Elections Final Results

October 31, 2022

Ítalo Franca*

Brazil: Banco Santander S.A.

+5511 3553 5235 | italo.franca@santander.com.br

IMPORTANT DISCLOSURES/CERTIFICATIONS ARE IN THE "IMPORTANT DISCLOSURES" SECTION OF THIS REPORT.

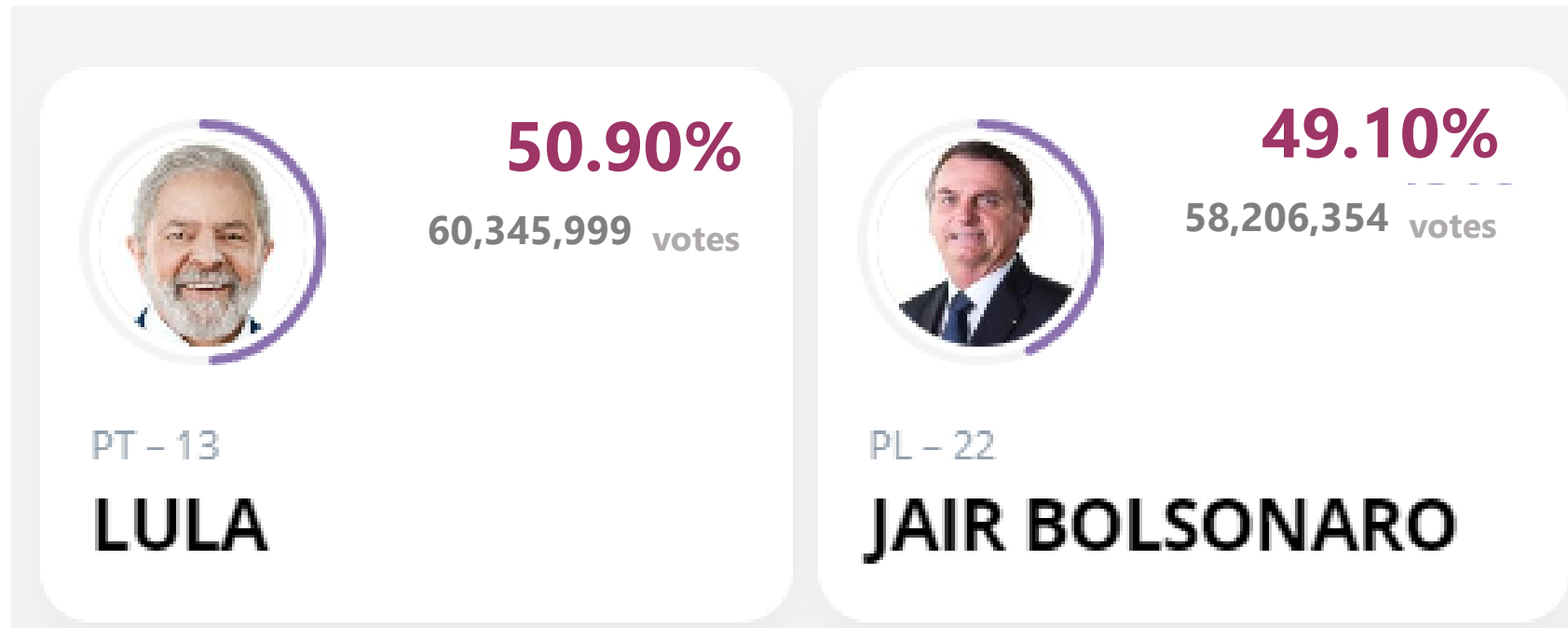
U.S. investors' inquiries should be directed to Santander Investment Securities Inc. at (212) 583-4629 / (212) 350-3918.

* Employed by a non-US affiliate of Santander Investment Securities, Inc. and is not registered/qualified as a research analyst under FINRA rules.

Second Round Results

01

Brazilian Election Second Round – Final Results



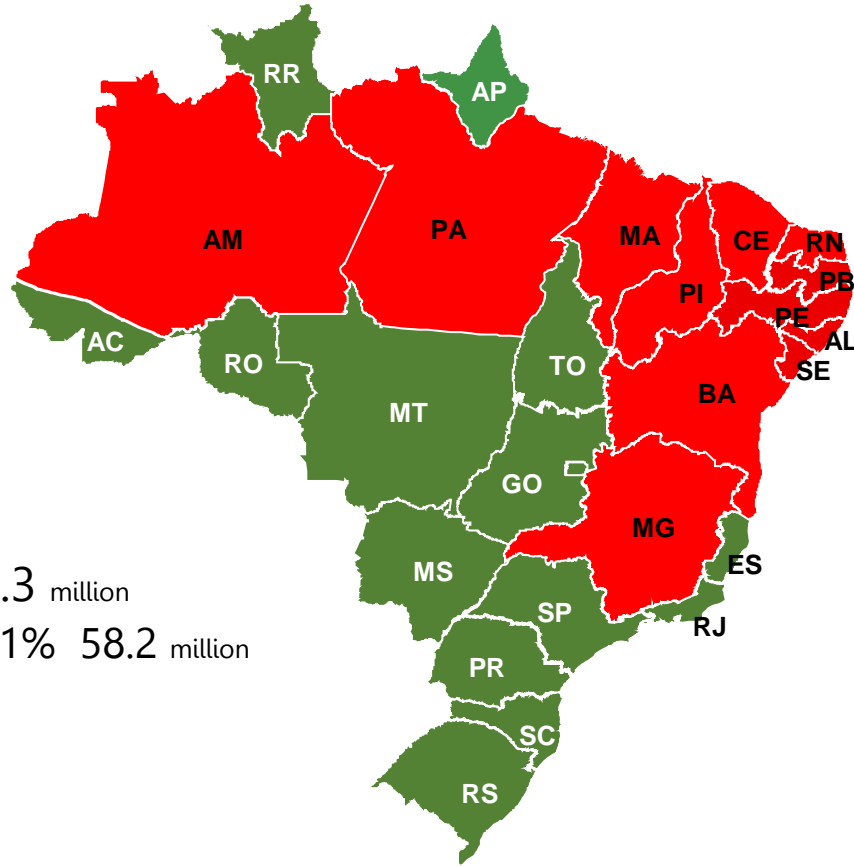
Source: Electoral Court (TSE) official website

ABSTENTIONS: 20.58%
32,200,558 votes

BLANKS: 1.43%
1,769,678 votes

NULLS: 3.16%
3,930,765 votes

Brazilian Election Second Round 2022 – Final Results



1° Lula 50.9% 60.3 million
2° Bolsonaro 49.1% 58.2 million

Lula won in 13 States

Bolsonaro won in 13 States + Federal District (DF)

Source: Electoral Court official (TSE) website



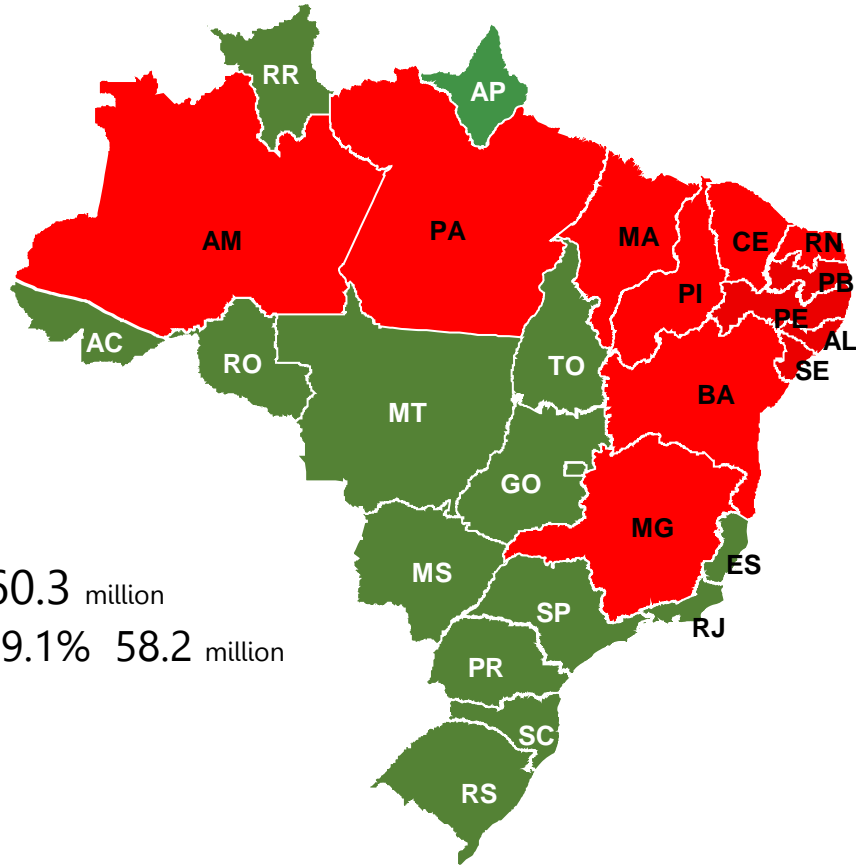
North

		Voters (mi)	% Total BZ	Lula	Bolsonaro	Gap
Acre	AC	0.6	0.4%	29.7	70.3	-40.6
Amazonas	AM	2.6	1.7%	51.1	48.9	2.2
Amapá	AP	0.6	0.4%	48.7	51.4	-2.7
Pará	PA	6.1	3.9%	54.8	45.3	9.5
Rondônia	RO	1.2	0.8%	29.3	70.7	-41.3
Roraima	RR	0.4	0.2%	23.9	76.1	-52.2
Tocantins	TO	1.1	0.7%	51.4	48.6	2.7

Northeast

		Voters (mi)	% Total BZ	Lula	Bolsonaro	Gap
Alagoas	AL	2.3	1.5%	58.7	41.3	17.4
Bahia	BA	11.3	7.2%	72.1	27.9	44.2
Ceará	CE	6.8	4.4%	70.0	30.0	39.9
Maranhão	MA	5.0	3.2%	71.1	28.9	42.3
Paraíba	PB	3.1	2.0%	66.6	33.4	33.2
Pernambuco	PE	7.0	4.5%	66.9	33.1	33.9
Piauí	PI	2.6	1.6%	76.9	23.1	53.7
Rio Grande do Norte	RN	2.6	1.6%	65.1	34.9	30.2
Sergipe	SE	1.7	1.1%	67.2	32.8	34.4

Brazilian Election Second Round 2022 – Final Results



1° Lula 50.9% 60.3 million
2° Bolsonaro 49.1% 58.2 million

Lula won in 13 States
Bolsonaro won in 13 States + Federal District (DF)

Source: Electoral Court official (TSE) website



Midwest

		Voters (mi)	% Total BZ	Lula	Bolsonaro	Gap
Distrito Federal	DF	2.2	1.4%	41.2	58.8	-17.6
Goiás	MG	4.9	3.1%	41.3	58.7	-17.4
Mato Grosso do Sul	RJ	2.0	1.3%	40.5	59.5	-19.0
Mato Grosso	SP	2.5	1.6%	34.9	65.1	-30.2

Southeast

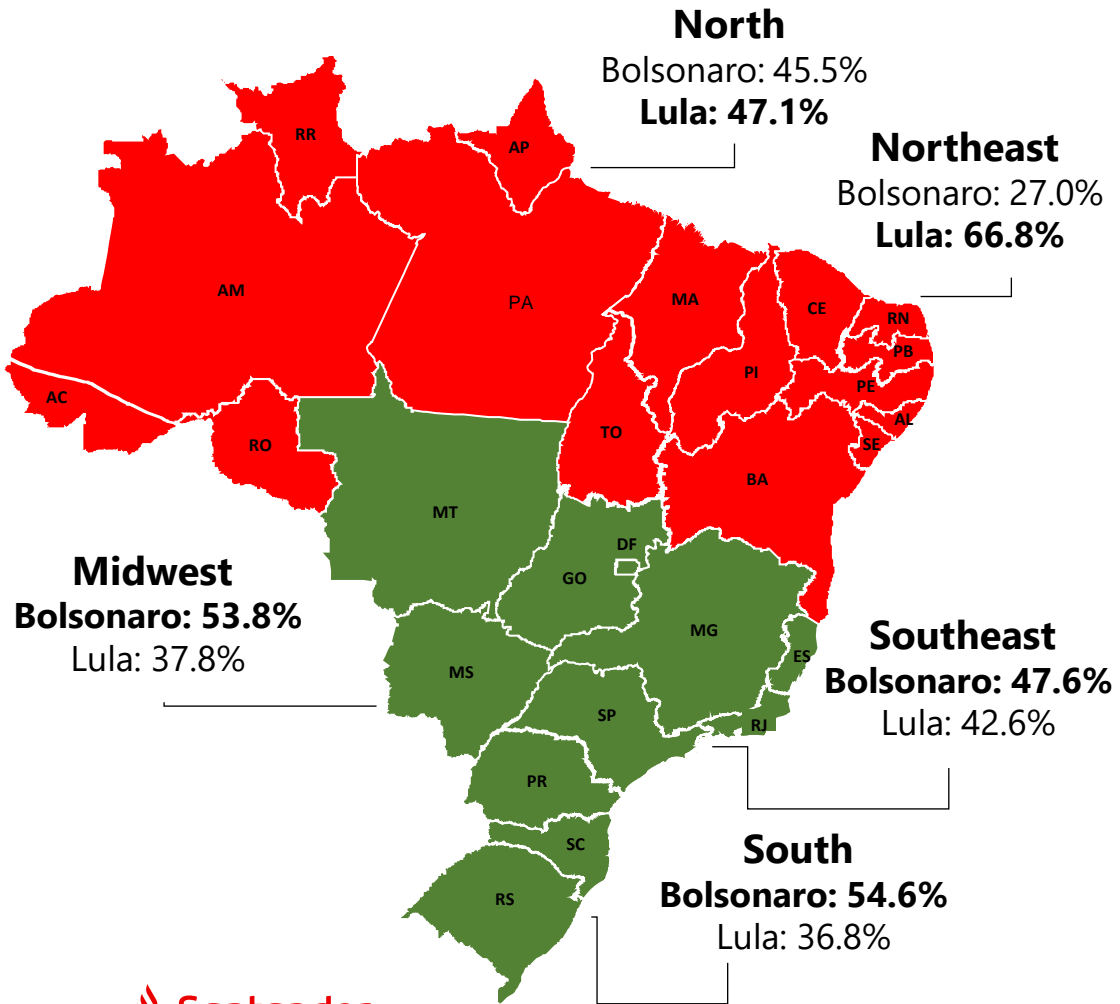
		Voters (mi)	% Total BZ	Lula	Bolsonaro	Gap
Espirito Santo	ES	2.9	1.9%	42.0	58.0	-16.1
Minas Gerais	MG	16.3	10.5%	50.2	49.8	0.4
Rio de Janeiro	RJ	12.9	8.3%	43.5	56.5	-13.1
São Paulo	SP	34.7	22.3%	44.8	55.2	-10.5

South

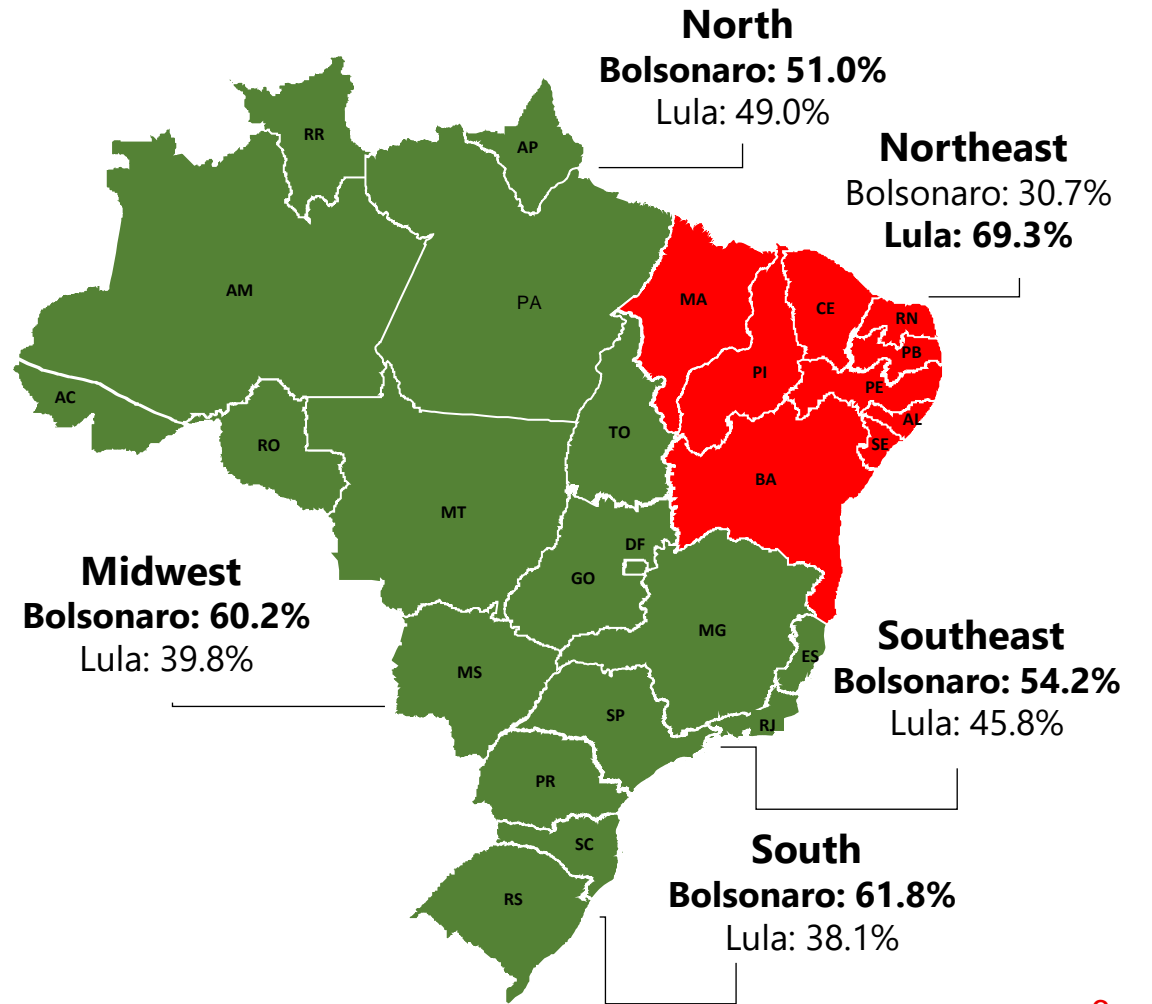
		Voters (mi)	% Total BZ			Gap
Paraná	PR	8.5	5.4%	37.6	62.4	-24.8
Rio Grande do Sul	RS	8.6	5.5%	43.7	56.4	-12.7
Santa Catarina	SC	5.5	3.5%	30.7	69.3	-38.5

Brazilian Election Second Round 2022 – Final Results by Regions

1st Round

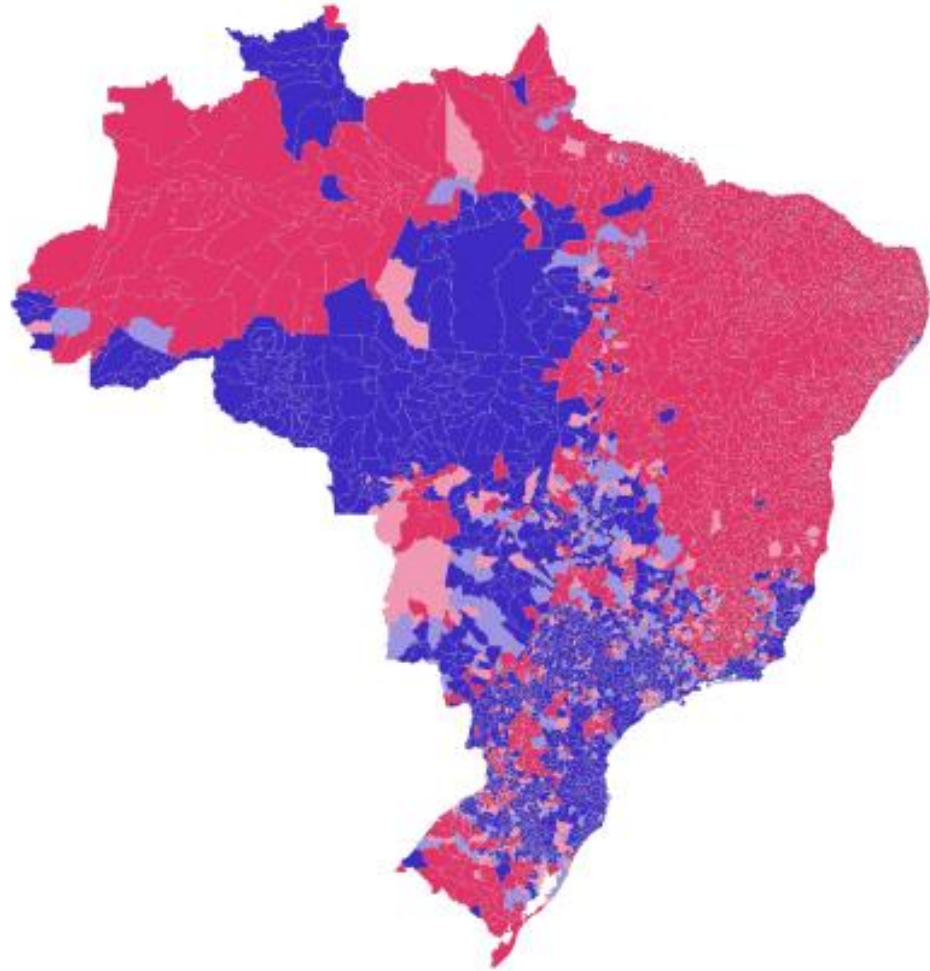


2nd Round

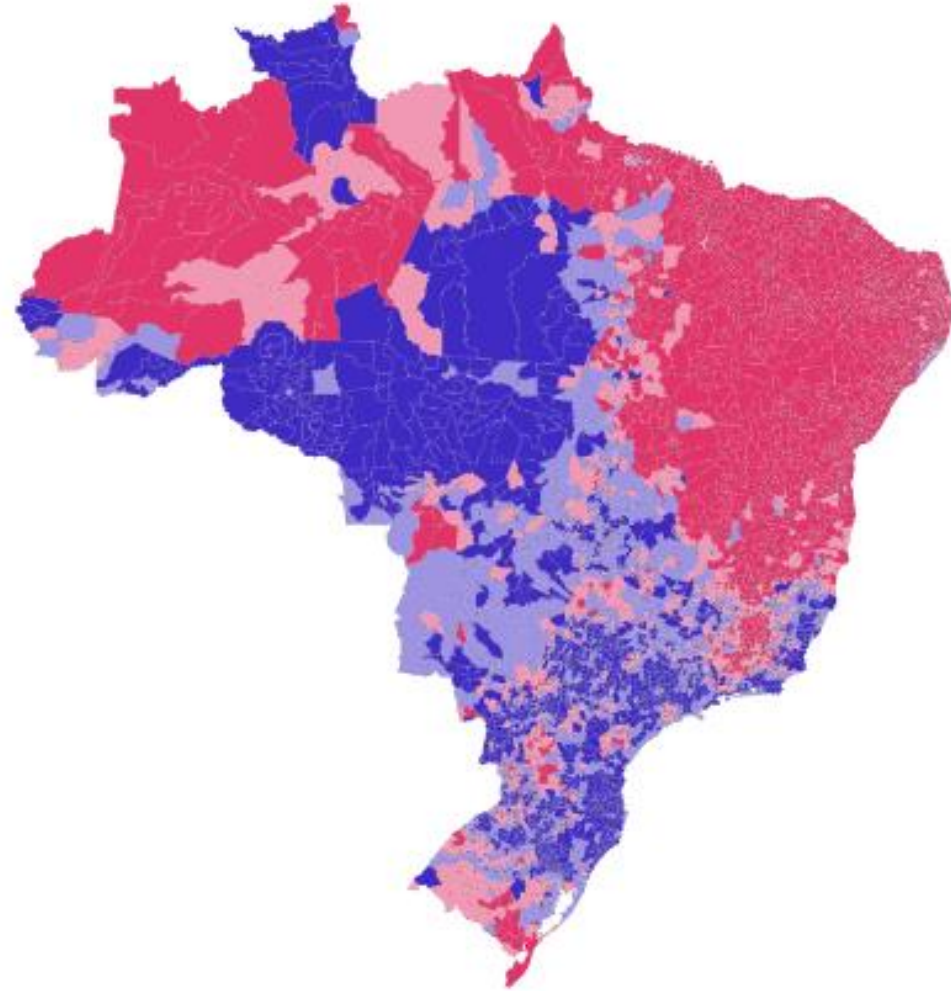


Brazilian Election Second Round 2022 – Final Results by Municipalities

1st Round

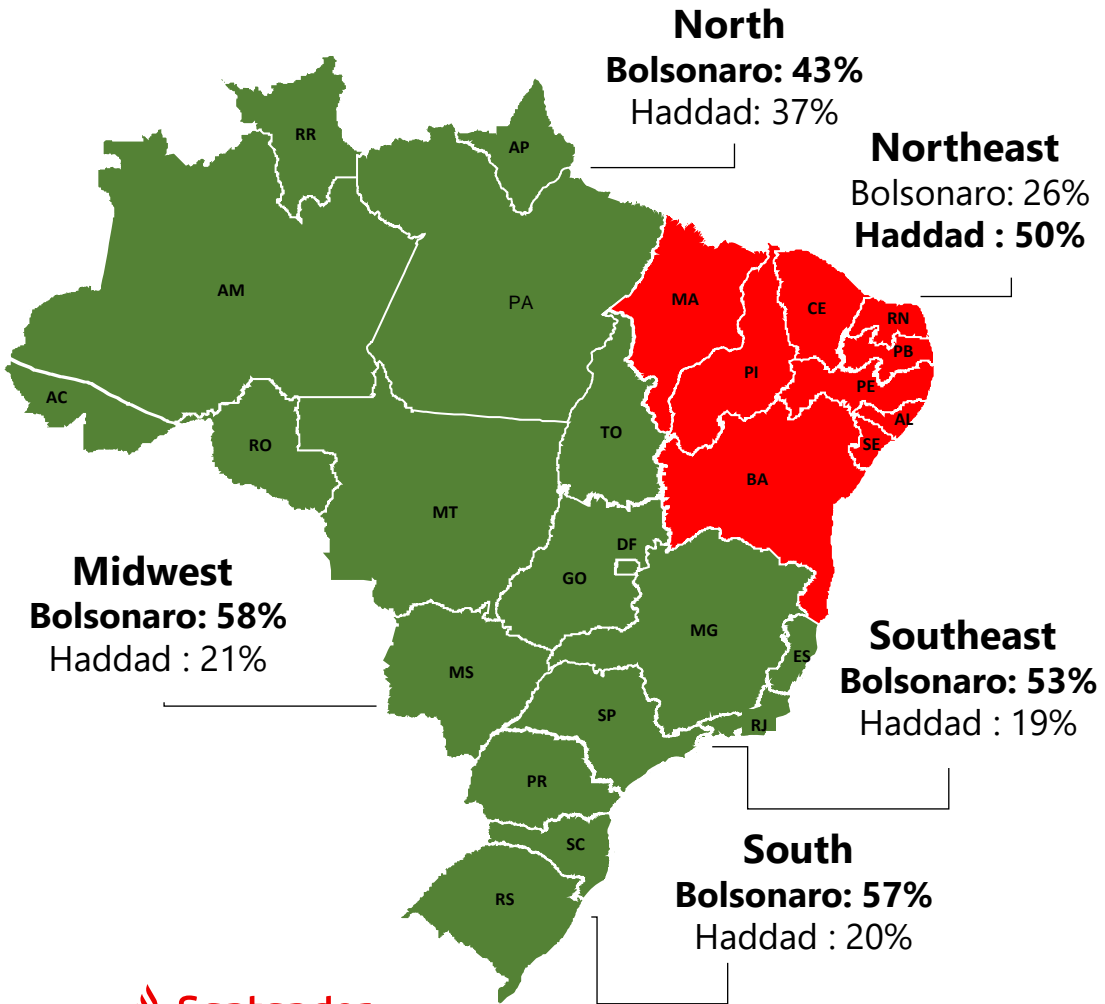


2nd Round

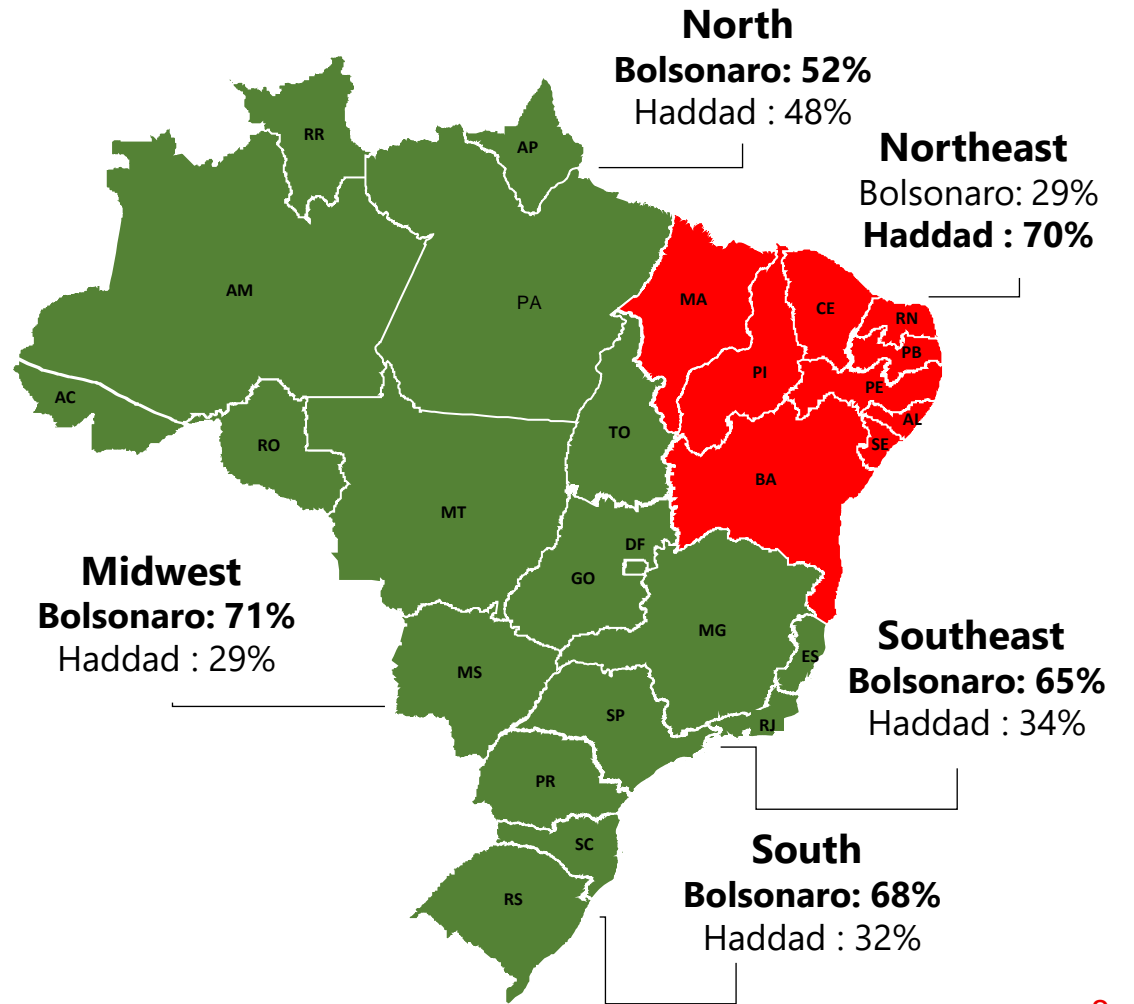


Brazilian Election First and Second Round 2018 – Final Results by Regions

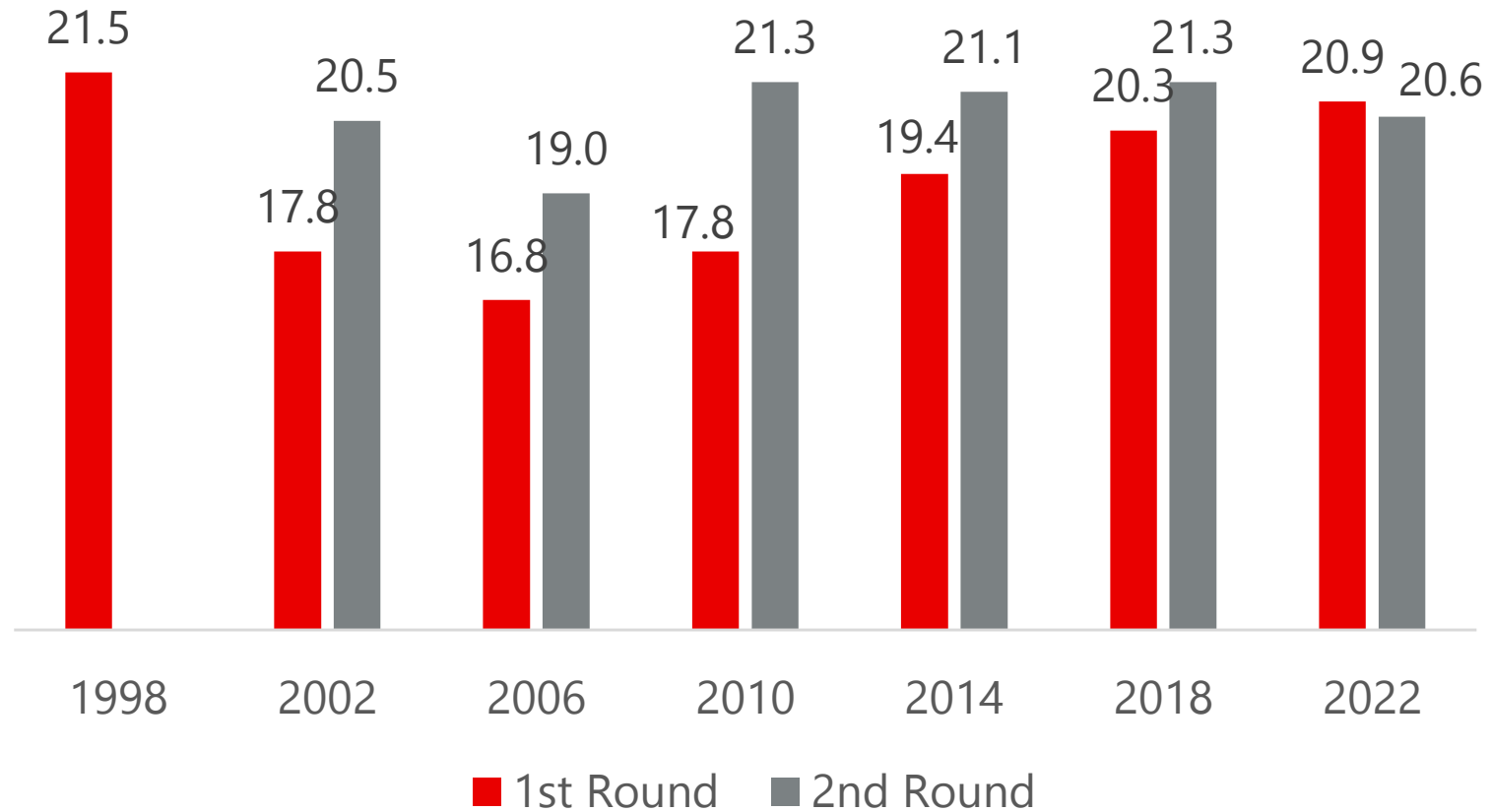
1st Round



2nd Round



Brazilian Election – Abstentions



Source: TSE

First Round Results

02

Brazilian Election First Round – Final Results

Runoff



48.43%

57,258,115 votes

PT - 13

LULA



43.20%

51,071,277 votes

PL - 22

JAIR BOLSONARO



4.16%

4,915,306 votes

MDB - 15

SIMONE TEBET



3.04%

3,599,201 votes

PDT - 12

CIRO GOMES



0.51%

600,953 votes

UNIÃO - 44

**SORAYA
THRONICKE**




0.47%

559,680 votes

NOVO - 30

FELIPE D'AVILA




0.07%

81,127 votes

PTB - 14

PADRE KELMON



0.05%

53,518 votes

UP - 80

LÉO PÉRICLES

Source: Electoral Court (TSE) official website

ABSTENTIONS: 20.94%

32,765,980 votes

BLANKS: 1.59%

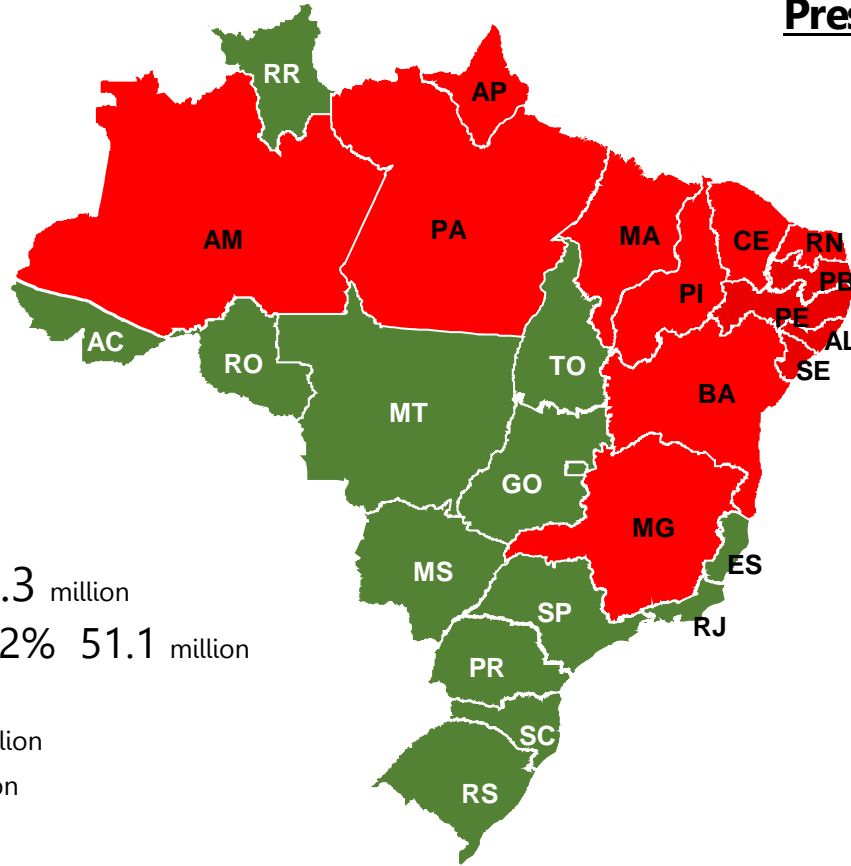
1,964,761 votes

NULLS: 2.82%

3,487,835 votes

Brazilian Election First Round – Final Results

Presidential Elections



1° Lula 48.3% 57.3 million
2° Bolsonaro 43.2% 51.1 million
3° Tebet 4.2% 4.9 million
4° Ciro 3.0% 3.6 million

Lula won in 14 States
Bolsonaro won in 12 States + Federal District (DF)

Source: Electoral Court official (TSE) website

North

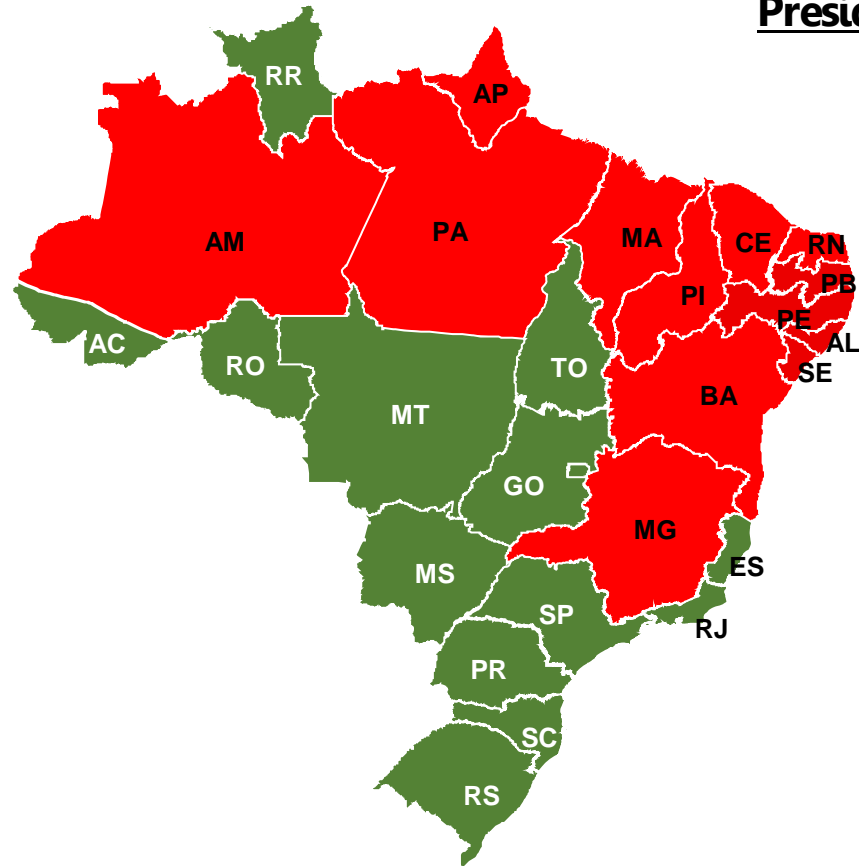
		Voters (mi)	% Total BZ	Lula	Bolsonaro	Gap
Acre	AC	0.6	0.4%	29.2	62.5	-33.3
Amazonas	AM	2.6	1.7%	45.6	42.8	2.8
Amapá	AP	0.6	0.4%	45.6	43.4	2.2
Pará	PA	6.1	3.9%	52.2	40.3	11.9
Rondônia	RO	1.2	0.8%	29.0	64.4	-35.4
Roraima	RR	0.4	0.2%	23.1	69.6	-46.5
Tocantins	TO	1.1	0.7%	50.4	44.0	6.4

Northeast

		Voters (mi)	% Total BZ	Lula	Bolsonaro	Gap
Alagoas	AL	2.3	1.5%	56.5	36.1	20.4
Bahia	BA	11.3	7.2%	69.7	24.3	45.4
Ceará	CE	6.8	4.4%	65.9	25.4	40.5
Maranhão	MA	5.0	3.2%	68.4	26.0	42.4
Paraíba	PB	3.1	2.0%	64.2	29.6	34.6
Pernambuco	PE	7.0	4.5%	65.2	30.0	35.3
Piauí	PI	2.6	1.7%	74.3	19.9	54.4
Rio Grande do Norte	RN	2.6	1.6%	63.0	31.0	32.0
Sergipe	SE	1.7	1.1%	63.8	29.2	34.7

Brazilian Election First Round – Final Results

Presidential Elections



Midwest

		Voters (mi)	% Total BZ	Lula	Bolsonaro	Gap
Distrito Federal	DF	2.2	1.4%	36.9	51.7	-14.8
Goiás	GO	4.9	3.1%	39.5	52.2	-12.7
Mato Grosso do Sul	MS	2.0	1.3%	39.0	52.7	-13.7
Mato Grosso	MT	2.5	1.6%	34.4	59.9	-25.5

Southeast

		Voters (mi)	% Total BZ	Lula	Bolsonaro	Gap
Espirito Santo	ES	2.9	1.9%	40.4	52.2	-11.8
Minas Gerais	MG	16.3	10.5%	48.3	43.6	4.7
Rio de Janeiro	RJ	12.8	8.2%	40.7	51.1	-10.4
São Paulo	SP	34.7	22.3%	40.9	47.7	-6.8

South

		Voters (mi)	% Total BZ	Lula	Bolsonaro	Gap
Paraná	PR	8.5	5.4%	36.0	55.3	-19.3
Rio Grande do Sul	RS	8.6	5.5%	42.3	48.9	-6.6
Santa Catarina	SC	5.5	3.5%	29.5	62.2	-32.7

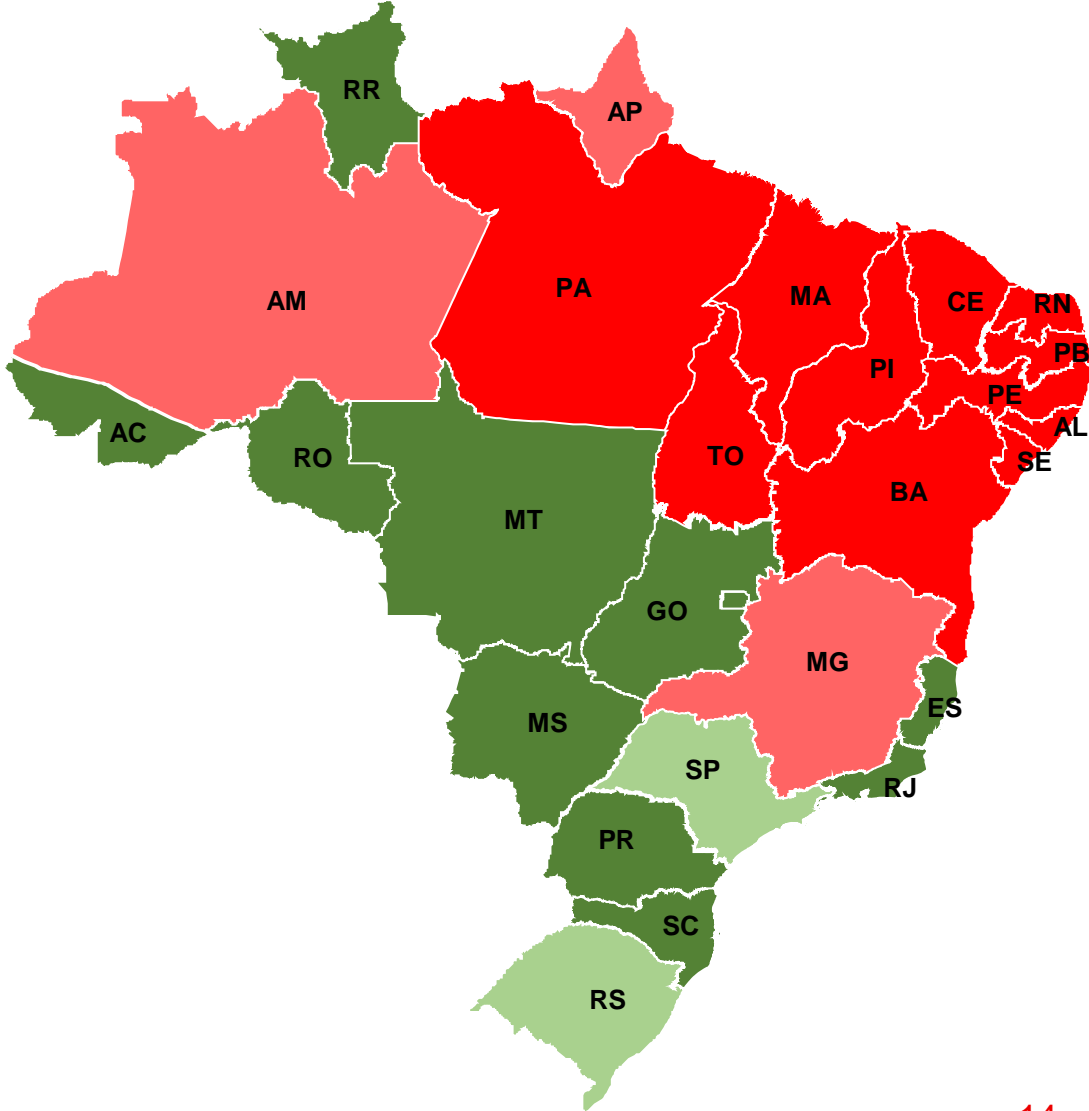
Lula won in 14 States

Bolsonaro won in 12 States + Federal District (DF)

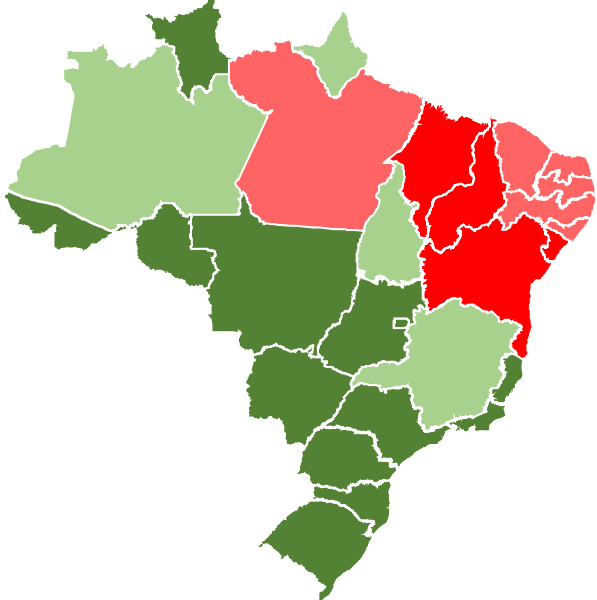
Source: Electoral Court official (TSE) website

Valid Votes – First Round

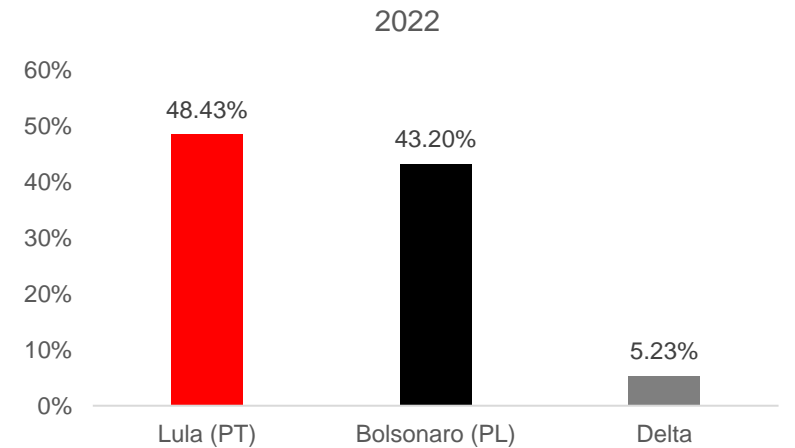
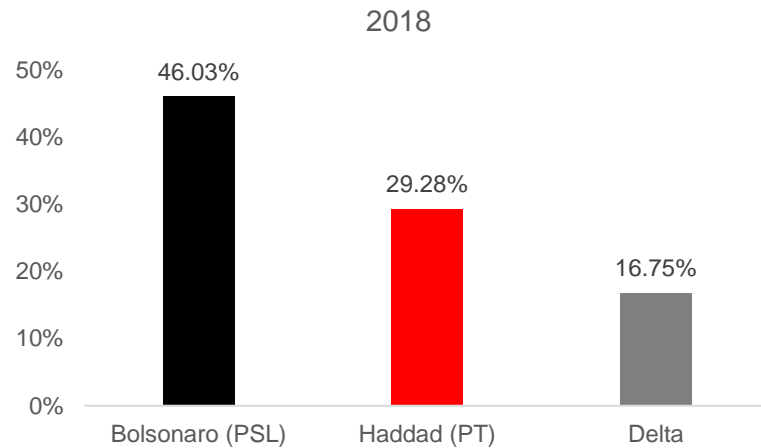
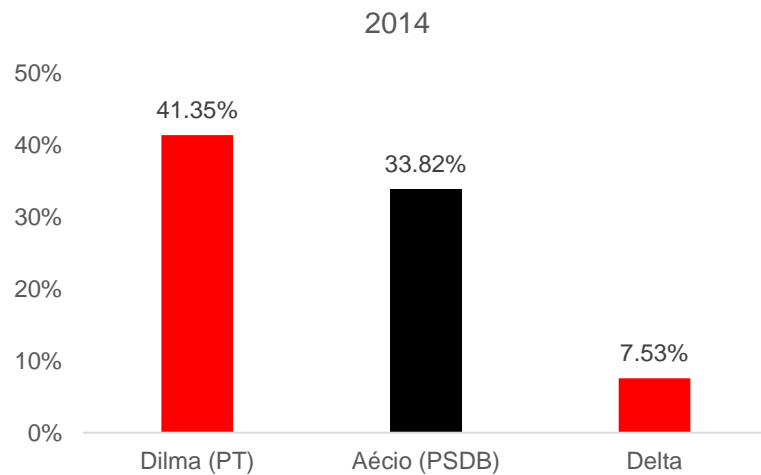
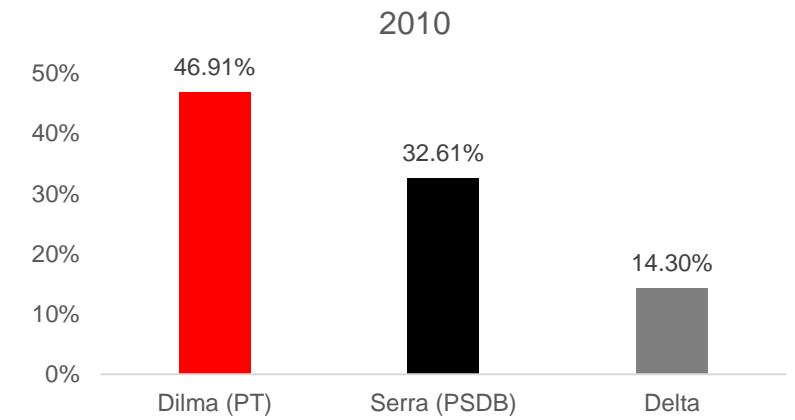
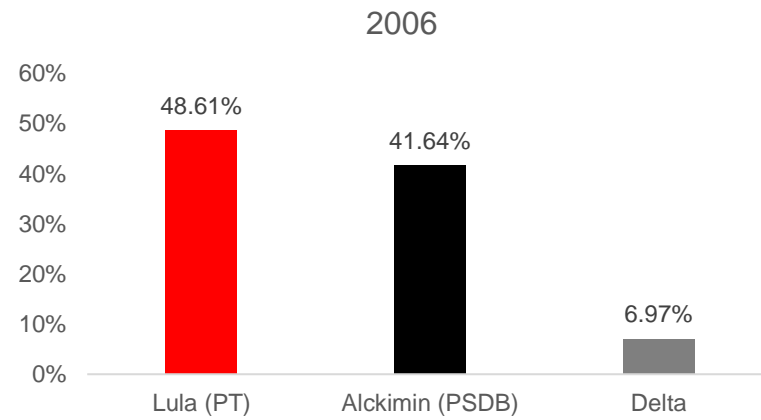
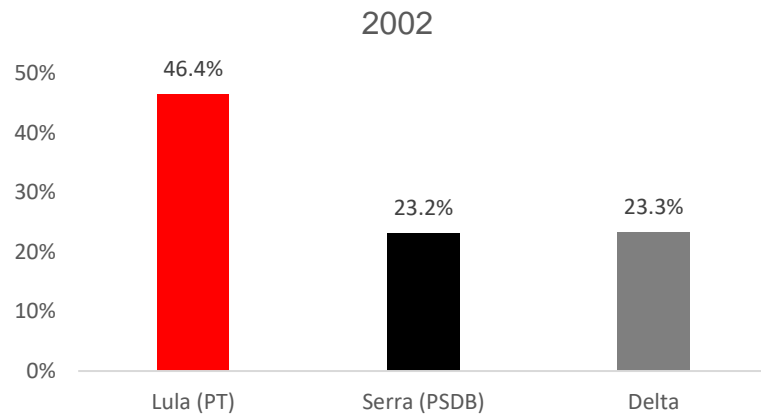
2022



2018



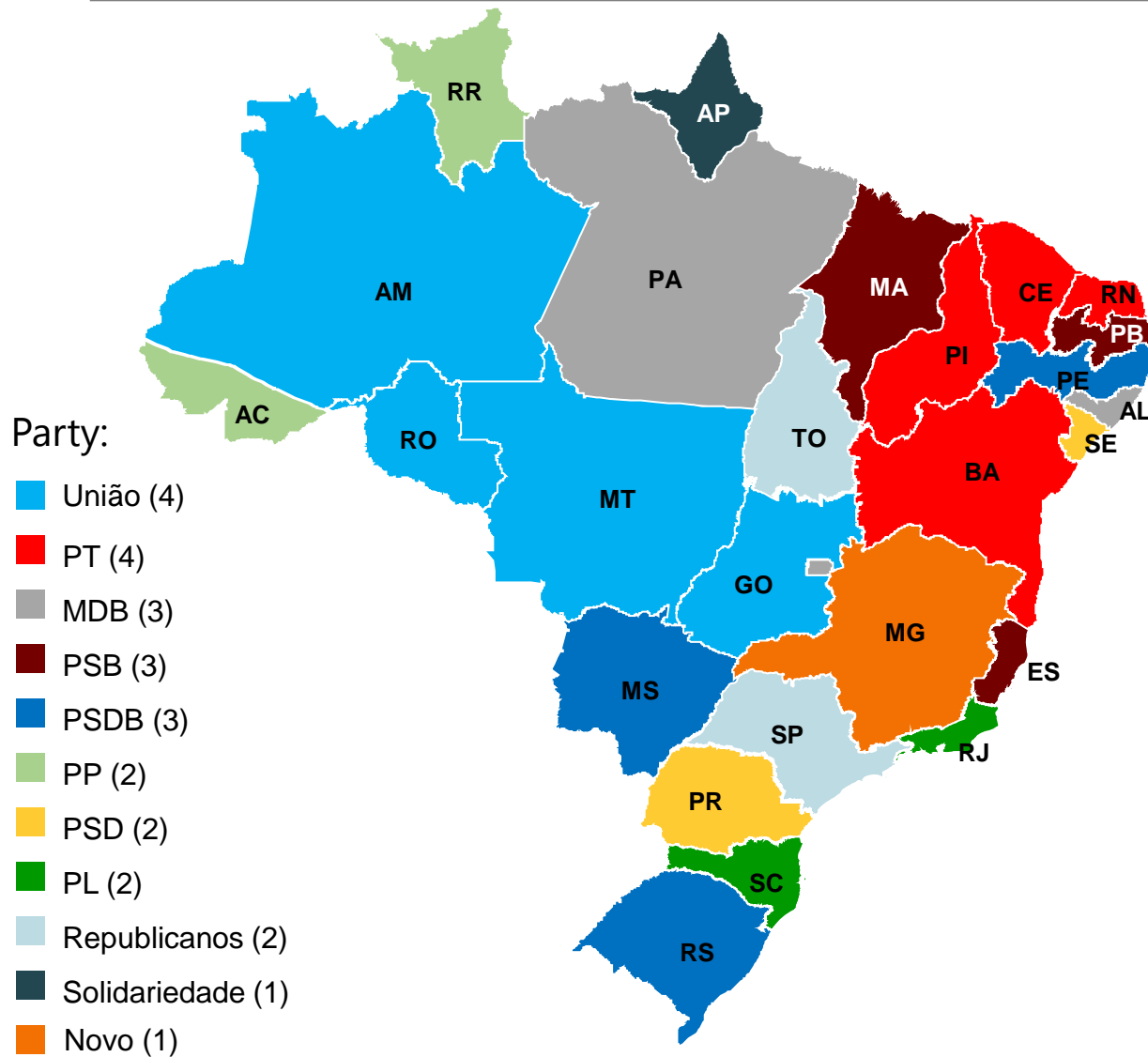
Historical – First Round



State Governors

03

General Elections – State Governors

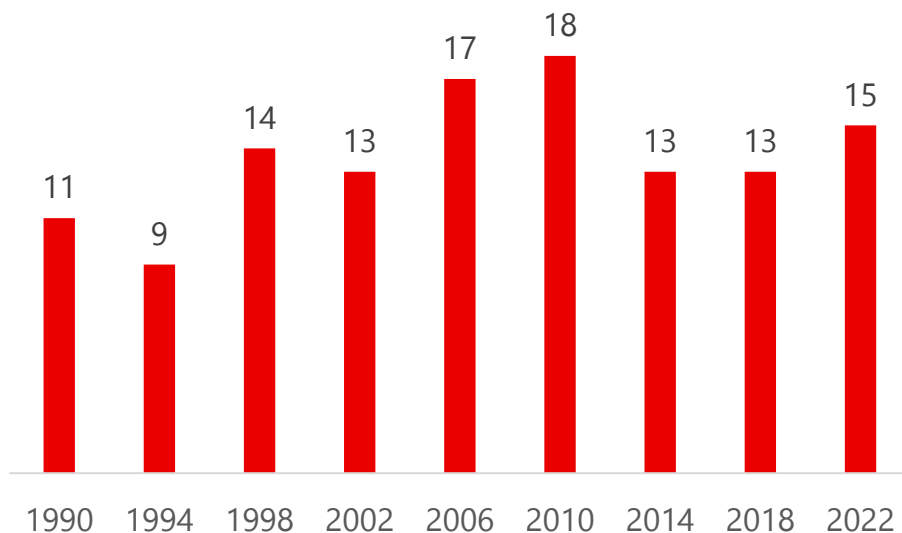


State	Governor	Party	Round	% of Votes
Acre	Gladson Cameli *	PP	1	56.8%
Alagoas	Paulo Dantas *	MDB	2	52.3%
Amapá	Clécio	Solidariedade	1	53.7%
Amazonas	Wilson Lima *	União Brasil	2	56.7%
Ceará	Elmano de Freitas	PT	1	54.0%
Bahia	Jerônimo	PT	2	52.8%
Distrito Federal	Ibaneis Rocha *	MDB	1	50.3%
Espírito Santo	Renato Casagrande *	PSB	2	53.8%
Goiás	Ronaldo Caiado *	União Brasil	1	51.8%
Maranhão	Carlos Brandão *	PSB	1	51.3%
Mato Grosso	Mauro Mendes *	União Brasil	1	68.5%
Mato Grosso do Sul	Eduardo Riedel	PSDB	2	56.9%
Minas Gerais	Romeu Zema *	Novo	1	56.2%
Pará	Helder Barbalho *	MDB	1	70.4%
Paraíba	João Azevêdo *	PSB	2	52.5%
Paraná	Ratinho Junior *	PSD	1	69.6%
Pernambuco	Raquel Lyra	PSDB	2	58.7%
Piauí	Rafael Fonteles	PT	1	57.2%
Rio Grande do Norte	Fátima Bezerra *	PT	1	58.3%
Rio de Janeiro	Cláudio Castro *	PL	1	58.7%
Rio Grande do Sul	Eduardo Leite *	PSDB	2	57.1%
Rondônia	Coronel Marcos Rocha *	União Brasil	2	52.5%
Roraima	Antonio Denarium *	Progressistas	1	56.5%
Santa Catarina	Jorginho Mello	PL	2	70.7%
São Paulo	Tarcísio de Freitas	Republicanos	2	55.3%
Sergipe	Fábio	PSD	2	51.7%
Tocantins	Wanderlei Barbosa *	Republicanos	1	58.1%

*Reelected

General Elections – State Governors

State Governors Elected in the First Round



Sources: TSE, Poder360, Santander

Governors			
Party	Elected in 2018	Actual	Elected in 2022
MDB	3	3	3
PT	4	3	4
União	-	5	4
PSDB	3	3	3
PSB	3	3	3
PL	-	-	2
DEM	2	-	-
PDT	1	1	-
PP	1	1	1
PSD	2	5	3
PCdoB	1	-	-
Republicanos	-	-	2
PSC	2	2	-
PSL	3	-	-
NOVO	1	1	1
PHS	1	-	-
Solidariedade			1
Total	27	27	27

Actual: the current situation after changes during the term

National Congress

04

General Elections – Congress: Lower House

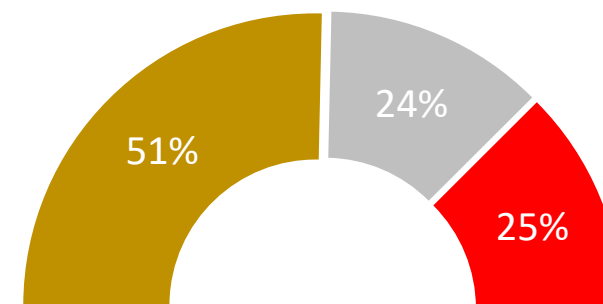
Preliminary - Lower House				
Party	Classification	Current (a)	Elected (b)	Delta (b) - (a)
PL	Center Right	76	99	23
PT/PC do B/PV	Left	68	79	11
PP	Center Right	58	47	-11
União Brasil	Center Right	51	59	8
PSD	Center	46	42	-4
Republicanos	Center Right	44	42	-2
MDB	Center	37	42	5
PSDB + Cidadania	Center	29	18	-11
PSB	Left	24	14	-10
PDT	Left	19	17	-2
PSOL + Rede	Left	10	14	4
PODE	Center Right	9	12	3
Others	Mixed *	42	28	-14
Total		513	513	-

Left = ~130 deputies (from 140 in 2018)

Sources: TSE, could have small changes ahead

* 4 from Left, 1 from Center-Right, 23 Centrist

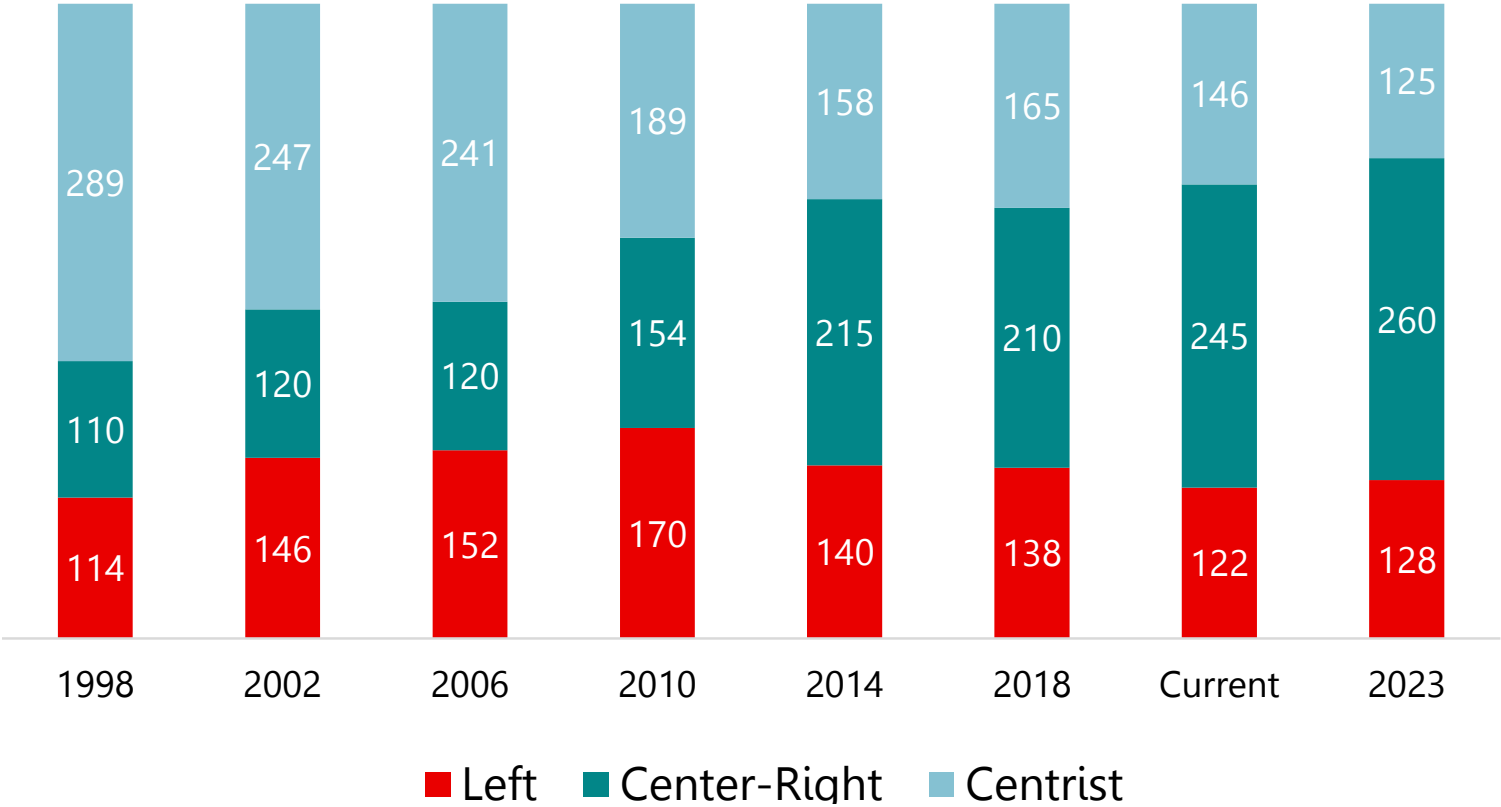
Composition - Lower House



■ Center-Right coalitions (260) ■ Centrist coalitions (125) ■ Left coalitions (128)

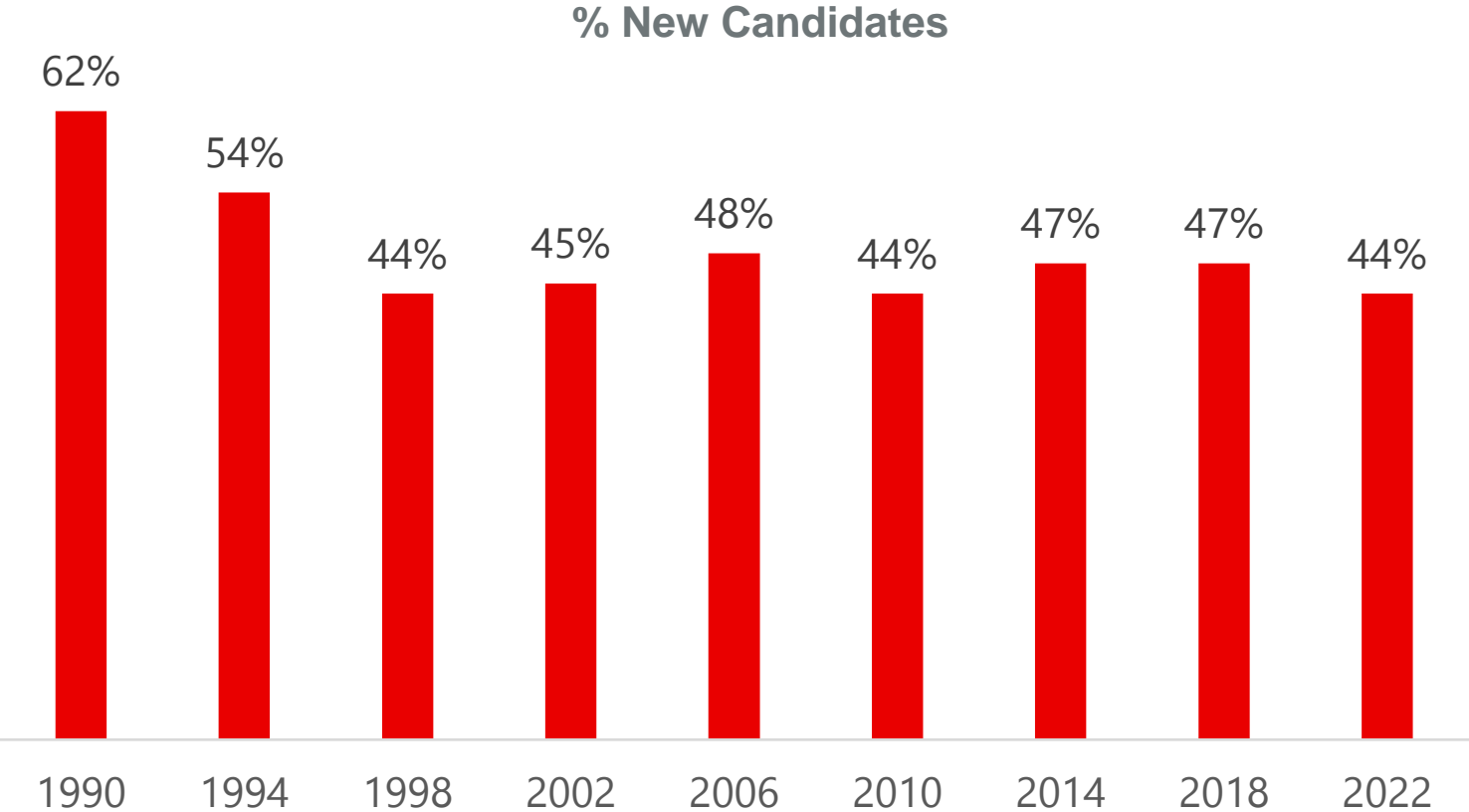
Sources: TSE

General Elections – Congress: Lower House



Sources: TSE, Santander

General Elections – Congress: Lower House



Sources: TSE, Santander

General Elections – Congress: Lower House

Lower House History								
Party	1998	2002	2006	2010	2014	2018	Actual	Elected 2022
PL	14	35	25	41	34	33	76	99
PT	59	91	83	86	70	56	56	68
União	-	-	-	-	-	-	51	59
PP	60	49	41	44	36	37	58	47
MDB	83	75	89	78	66	34	37	42
PSD	-	-	-	-	37	34	46	42
Republicanos	-	-	-	8	21	30	44	41
PDT	25	21	24	27	19	28	19	17
PSB	18	22	27	35	34	32	24	14
PSDB	99	70	66	54	54	29	22	13
PODEMOS	-	-	-	-	4	11	9	12
PSOL	-	-	3	3	5	10	8	12
AVANTE	-	-	-	3	-	-	6	7
PCdoB	-	12	13	5	10	9	8	6
PSC	2	-	9	7	12	8	8	6
PV	-	5	13	13	8	4	4	6
Cidadania	3	5	22	2	10	8	7	5
SD	-	-	-	-	15	13	8	4
PATRIOTA	-	-	-	-	2	5	5	4
PROS	-	-	-	-	11	8	4	3
NOVO	-	-	-	-	-	8	8	3
REDE	-	-	-	-	-	-	2	2
PTB	34	30	23	22	25	10	3	1
PSL	1	-	-	-	-	52	-	-
DEM	105	84	65	43	22	29	-	-
PHS	-	-	2	2	5	6	-	-
PRP	-	-	-	2	3	4	-	-
PMN	2	-	3	4	3	3	-	-
PTC	-	-	3	-	2	2	-	-
DC	-	-	-	-	2	-	-	-

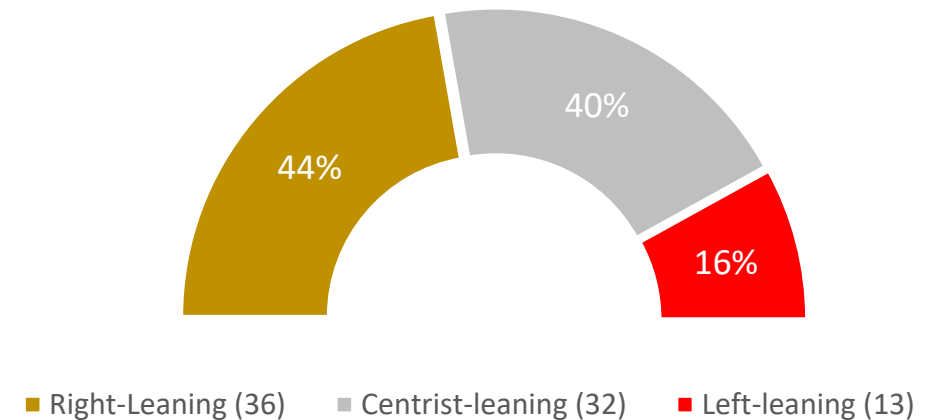
General Elections – Congress: Senate

- In this election, only one-third of Senate seats were at stake (of a total of 81 Senate seats)

Preliminary - Senate			
Party	Current (a)	Elected (b)	Delta (b) - (a)
PL	7	13	6
União Brasil	8	12	4
MDB	13	10	-3
PSD	11	10	-1
PT	7	9	2
Progressistas	8	7	-1
Podemos	8	6	-2
PSDB	6	4	-2
Rep.	1	3	2
PDT	3	2	-1
Rede	1	1	0
Cidadania	1	1	0
PSB	1	1	0
Pros	2	1	-1
PSC	1	1	0
PTB	2	0	-2
Independent	1	0	-1
Total	81	81	-

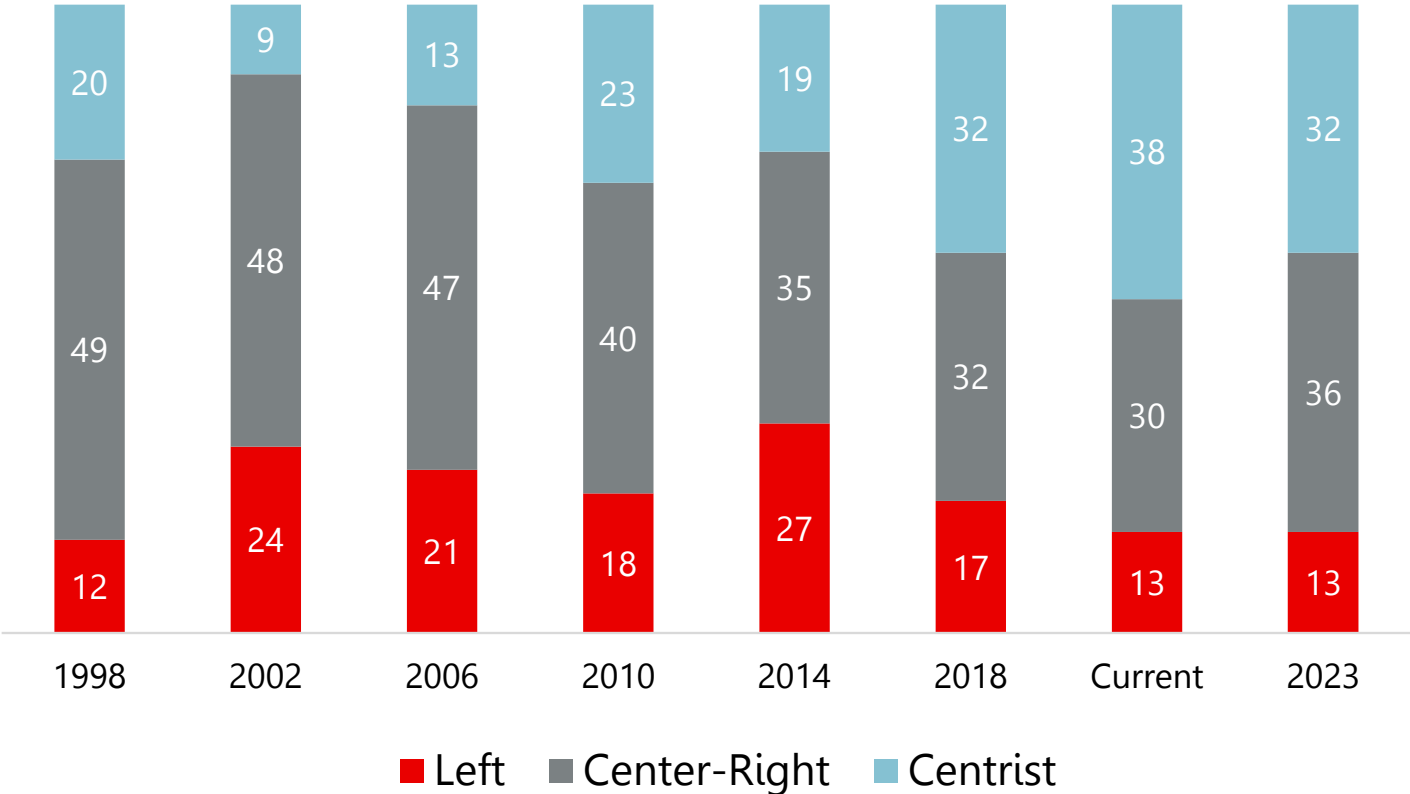
Sources: TSE, could have small changes ahead

Composition - Senate



Sources: TSE

General Elections – Congress: Senate (81 total seats)



Sources: TSE, Santander

General Elections – Congress: Senate

- Elected to term that begins in 2023 for an eight-year period

New Senators								
State	Senator	Party	State	Senator	Party	State	Senator	Party
SP	Marcos Pontes	PL	AM	Omar Aziz	PSD	PB	Efraim Filho	União
MG	Cleitinho	PSC	AP	Davi Alcolumbre	União	PI	Wellington Dias	PT
RJ	Romário	PL	RO	Jaime Bagattoli	PL	AL	Renan Filho	MDB
ES	Magno Malta	PL	RR	Hiran	Progressistas	RN	Rogério Marinho	PL
RS	Mourão	Republicanos	TO	Dorinha	União	SE	Laércio	Progressistas
PR	Sergio Moro	União	BA	Otto Alencar	PSD	GO	Wilder Moraes	PL
SC	Jorge Seif	PL	PE	Teresa Leitão	PT	DF	Damares	Republicanos
PA	Beto Faro	PT	CE	Camilo Santana	PT	MS	Tereza Cristina	Progressistas
AC	Alan Rick	União	MA	Flávio Dino	PSB	MT	Wellington Fagundes	PL

	Support Bolsonaro
	Support Lula
	None

Sources: TSE, Santander

General Elections – Congress: Senate (81 seats)

The Senate Chamber History										
Party	1994	1998	2002	2006	2010	2014	2018	2022	1/3 - Elected 2022	2023
PL	1	-	3	3	5	4	-	7	8	15
PSD	-	-	-	-	-	4	-	11	2	11
União Brasil	-	-	-	-	-	-	-	8	5	10
MDB	23	29	20	15	21	18	12	13	1	9
PT	5	-	4	11	14	12	6	7	4	9
PP	11	4	-	-	5	5	-	8	3	6
Podemos	-	-	-	-	-	-	-	8	-	6
PSDB	10	15	2	15	10	10	9	6	-	4
PDT	6	2	4	5	4	6	4	3	-	3
Republicanos	-	-	-	2	-	1	1	1	2	3
PSB	1	-	3	3	3	6	2	1	1	1
Cidadania	1	-	3	-	-	1	-	1	-	1
PSC	-	-	-	-	-	1	1	1	1	1
PROS	-	-	-	-	-	1	1	2	-	1
Rede	-	-	-	-	-	-	-	1	-	1
DEM	18	20	18	18	5	5	6	-	-	-
PTB	5	2	4	4	6	3	3	2	-	-
PSOL	-	-	-	-	2	1	-	-	-	-
PCdoB	-	-	-	2	2	1	-	-	-	-
PV	-	-	-	-	-	1	-	-	-	-
Solidariedade	-	-	-	-	-	1	1	-	-	-
PSL	-	-	-	-	-	-	4	-	-	-
Others	-	-	-	-	-	-	-	1	-	-
Total	10	9	9	13	5	7	21	81	27	81

General Elections – Congress: Highest Number of Votes – Top 10

Elected Senators			
Name	State	Party	Votes
Marcos Pontes	SP	PL	10,714,913
Cleitinho Azevedo	MG	PSC	4,268,193
Otto Alencar	BA	PSD	4,218,109
Camilo Santana	CE	PT	3,389,513
Hamilton Mourão	RS	Repub.	2,593,294
Romário	RJ	PL	2,384,331
Flávio Dino	MA	PSB	2,125,811
Teresa Leitão	PE	PT	2,061,276
Sergio Moro	PR	União	1,953,159
Beto Faro	PA	PT	1,781,582

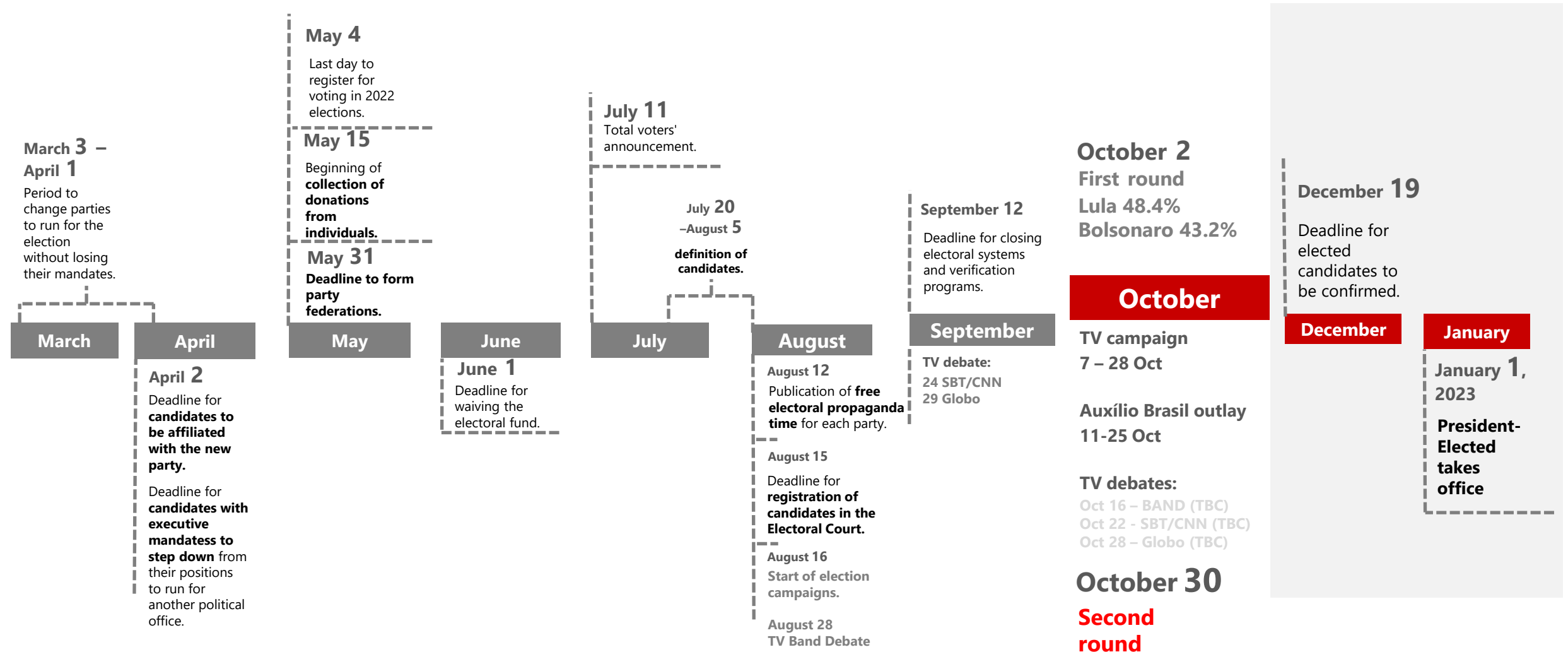
Elected Deputies			
Name	State	Party	Votes
Nikolas Ferreira	MG	PL	1,492,047
Guilherme Boulos	SP	PSOL	1,001,472
Carla Zambelli	SP	PL	946,244
Eduardo Bolsonaro	SP	PL	741,701
Ricardo Salles	SP	PL	640,918
Delegado Bruno Lima	SP	PP	461,217
Deltran Dallagnol	PR	PODE	344,917
Tabata Amaral	SP	PSB	337,873
Celso Russomanno	SP	Republicanos	305,520
Kim Kataguiri	SP	União	295,460

Appendix

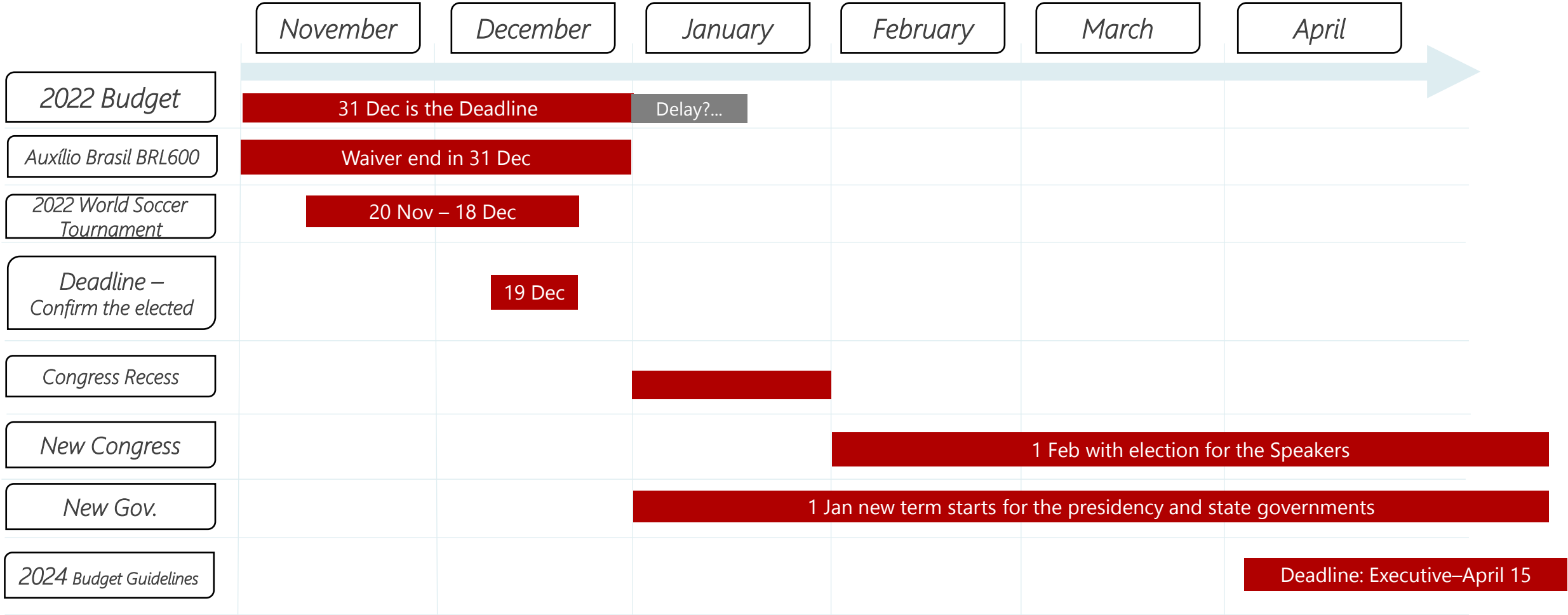
05

Electoral Calendar

- The runoff for the presidential election was held on October 30



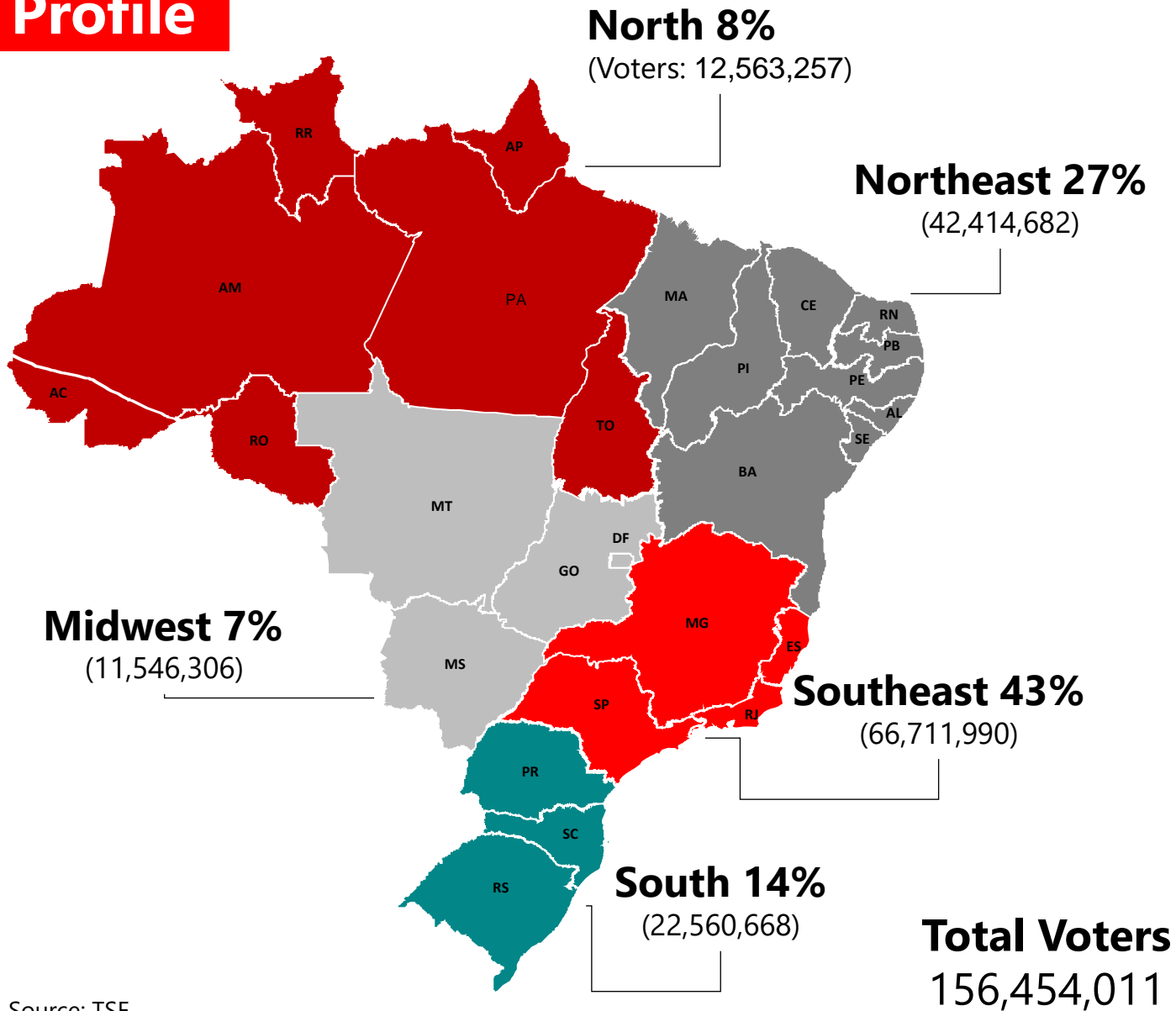
Expected Timeline in 2022-23



Source: Santander.

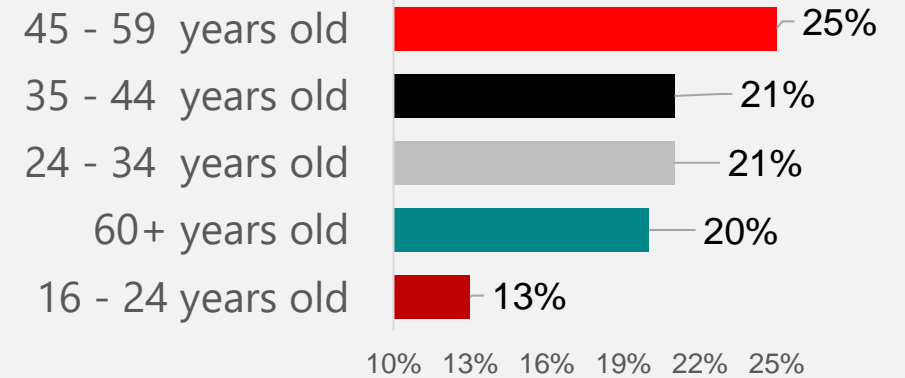
Voter Profile

Profile




Source: TSE

Age



Gender



Education	% total
College	11%
Incomplete College	5%
High School	26%
Incomplete High School	16%
Primary	7%
Incomplete Primary	25%
Reads and Writes	7%
Illiterate	3%

CONTACTS/IMPORTANT DISCLOSURES

CONTACTS / IMPORTANT DISCLOSURES

Brazil Macro Research

Ana Paula Vescovi*	Chief Economist	anavescovi@santander.com.br	5511-3553-8567
Mauricio Oreng*	Head of Macro Research	mauricio.oreng@santander.com.br	5511-3553-5404
Jankiel Santos*	Economist – External Sector	jankiel.santos@santander.com.br	5511-3012-5726
Ítalo Franca*	Economist – Fiscal Policy	italo.franca@santander.com.br	5511-3553-5235
Daniel Karp Vasquez*	Economist – Inflation	daniel.karp@santander.com.br	5511-3553-9828
Tomas Urani*	Economist – Global Economics	tomas.urani@santander.com.br	5511-3553-9520
Lucas Maynard*	Economist – Economic Activity	lucas.maynard.da.silva@santander.com.br	5511-3553-7495
Felipe Kotinda*	Economist – Commodities	felipe.kotinda@santander.com.br	5511-3553-8071
Gabriel Couto*	Economist – Special Projects	gabriel.couto@santander.com.br	5511-3553-8487
Fabiana Moreira*	Economist – Credit	fabiana.de.oliveira@santander.com.br	5511-3553-6120
Gilmar Lima*	Economist – Modeling	gilmar.lima@santander.com.br	5511-3553-6327

Global Macro Research

Maciej Reluga*	Head Macro, Rates & FX Strategy – CEE	maciej.reluga@santander.pl	48-22-534-1888
Rodrigo Park *	Economist – Argentina	rpark@santander.com.ar	54-11-4341-1272
Ana Paula Vescovi*	Economist – Brazil	anavescovi@santander.com.br	5511-3553-8567
Juan Pablo Cabrera*	Economist – Chile	jcabrera@santander.cl	562-2320-3778
Guillermo Aboumrad*	Economist – Mexico	gjaboumrad@santander.com.mx	5255-5257-8170
Piotr Bielski*	Economist – Poland	piotr.bielski@santander.pl	48-22-534-1888
Mike Moran	Head of Macro Research, US	mike.moran@santander.us	212-350-3500

Fixed Income Research

Juan Arranz*	Chief Rates & FX Strategist – Argentina	jarranz@santanderio.com.ar	5411-4341-1065
Mauricio Oreng*	Senior Economist/Strategist – Brazil	mauricio.oreng@santander.com.br	5511-3553-5404
Juan Pablo Cabrera*	Chief Rates & FX Strategist – Chile	jcabrera@santander.cl	562-2320-3778

Equity Research

Miguel Machado*	Head Equity Research Americas	mmachado@santander.com.mx	5255 5269 2228
Alan Alanis*	Head, Mexico	aalanis@santander.com.mx	5552-5269-2103
Andres Soto	Head, Andean	asoto@santander.us	212-407-0976
Walter Chiarvesio*	Head, Argentina	wchiarvesio@santanderio.com.ar	5411-4341-1564
Mariana Cahen Margulies*	Head, Brazil	mmargulies@santander.com.br	5511-3553-1684

Electronic

Bloomberg
Reuters

SIEQ <GO>
Pages SISEMA through SISEMZ

CONTACTS/IMPORTANT DISCLOSURES (CONTINUED)

This report has been prepared by Santander Investment Securities Inc. ("SIS"; SIS is a subsidiary of Santander Holdings USA, Inc. which is wholly owned by Banco Santander, S.A. "Santander"), on behalf of itself and its affiliates (collectively, Grupo Santander) and is provided for information purposes only. This document must not be considered as an offer to sell or a solicitation of an offer to buy any relevant securities (i.e., securities mentioned herein or of the same issuer and/or options, warrants, or rights with respect to or interests in any such securities). Any decision by the recipient to buy or to sell should be based on publicly available information on the related security and, where appropriate, should take into account the content of the related prospectus filed with and available from the entity governing the related market and the company issuing the security. This report is issued in Spain by Santander Investment Bolsa, Sociedad de Valores, S.A. ("Santander Investment Bolsa"), and in the United Kingdom by Banco Santander, S.A., London Branch. Santander London is authorized by the Bank of Spain. This report is not being issued to private customers. SIS, Santander London and Santander Investment Bolsa are members of Grupo Santander.

ANALYST CERTIFICATION: The following analysts hereby certify that their views about the companies and their securities discussed in this report are accurately expressed, that their recommendations reflect solely and exclusively their personal opinions, and that such opinions were prepared in an independent and autonomous manner, including as regards the institution to which they are linked, and that they have not received and will not receive direct or indirect compensation in exchange for expressing specific recommendations or views in this report, since their compensation and the compensation system applying to Grupo Santander and any of its affiliates is not pegged to the pricing of any of the securities issued by the companies evaluated in the report, or to the income arising from the businesses and financial transactions carried out by Grupo Santander and any of its affiliates: Ítalo Franca*.

*Employed by a non-US affiliate of Santander Investment Securities Inc. and not registered/qualified as a research analyst under FINRA rules, and is not an associated person of the member firm, and, therefore, may not be subject to the FINRA Rule 2242 and Incorporated NYSE Rule 472 restrictions on communications with a subject company, public appearances, and trading securities held by a research analyst account.

The information contained herein has been compiled from sources believed to be reliable, but, although all reasonable care has been taken to ensure that the information contained herein is not untrue or misleading, we make no representation that it is accurate or complete and it should not be relied upon as such. All opinions and estimates included herein constitute our judgment as at the date of this report and are subject to change without notice. Any U.S. recipient of this report (other than a registered broker-dealer or a bank acting in a broker-dealer capacity) that would like to effect any transaction in any security discussed herein should contact and place orders in the United States with SIS, which, without in any way limiting the foregoing, accepts responsibility (solely for purposes of and within the meaning of Rule 15a-6 under the U.S. Securities Exchange Act of 1934) for this report and its dissemination in the United States.

© 2022 by Santander Investment Securities Inc. All Rights Reserved.