

Cash Management

PAYMENT TO SUPPLIERS



FILE EXCHANGE MANUAL
LAYOUT CNAB 240 POSIÇÕES

YLEC_2403 V.11.6 _07/2024

ÍNDICE

1. FILE COMPOSITION	03
2. NOTES	06
3. FILE LAYOUT FOR SHIPMENT AND RETURN	
3.1 – FILE HEADER	08
3.2. PAYMENT THROUGH CREDIT IN CURRENT ACCOUNT, SAVINGS ACCOUNT, TED, CASH AND OP (RECEIPT)	09
3.2.1. PAYMENT VIA PIX	14
3.3. PAYMENT BY CREDIT ORDER BY TELEPROCESSING	19
3.4. PAYMENT BY BANK TITLES (*)	21
3.5. PAYMENT OF TAXES AND DUES WITHOUT BARCODE	26
3.6. PAYMENT OF TAXES WITH BARCODE	33
3.7. CAPTURE OF COLLECTION TITLES – RETURN FILE	35
3.8. FILE TRAILER	39
4. NOTES – DESCRIPTION OF FIELD	
4.1. I GENERAL INFORMATION (G)	40
4.2. ELECTRONIC DRAWEE DDA (C)	51
4.3. TAXES AND TAXES (N)	56
5. OCCURRENCE CODES FOR RETURN	61
6. MAIN CHANGES FOR THIS VERSION OF THE MANUAL	65

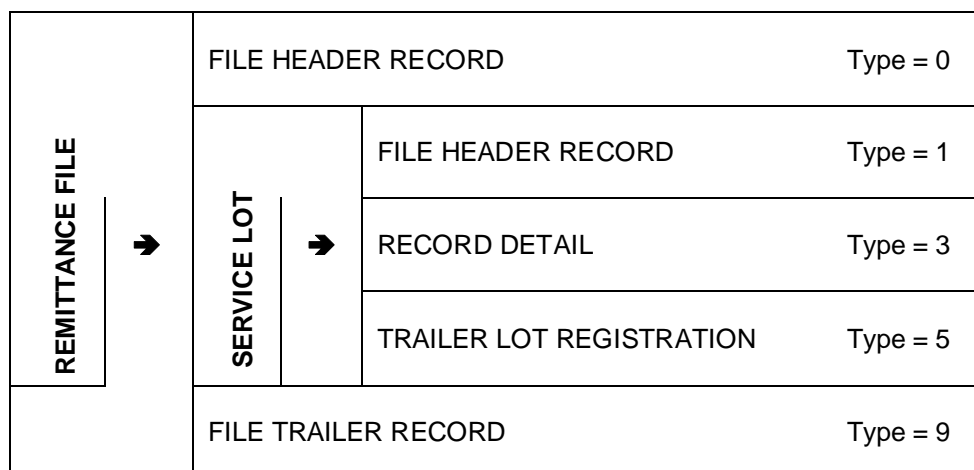
(*) ATTENTION:

To pay bills by exchanging Payment to Supplier files, it is now mandatory to inform the beneficiary's CNPJ/CPF.

In the payment file, this information must be included in segment J52 of the aforementioned layout, as detailed on page 21 of this Manual.

1. COMPOSIÇÃO DO ARQUIVO

The Bank-Company Information Exchange File consists of a file header record, one or more service batches and a file trailer record, as illustrated in the figure below:



With the structure presented, a single file can contain several lots of different services.

SERVICE LOT

A **service lot** consists of a batch header record, one or more detail records, and a lot trailer record. A service lot can only contain a **single service type**.

DETAIL RECORD

A detail record is composed of one or more segments, depending on the type of service associated with the service lot.

There are several different types of segments and each of them can be used in one or more service lots, both in the Remittance flows (Customer sending information to the Bank) and in the Return flows (Bank sending information to the Customer), as detailed below:

RECORD SIZE

Record Size is 240 bytes.

FIELDS ALIGNMENT

Unformatted numeric fields: padded with zeros

Formatted numeric fields: Always on the right and padded with zeros on the left.

Alphanumeric fields: Always on the left and padded with blanks on the right.

FILE COMPOSITION (structure)

LOT		SEGMENT	
		Remittance	Return
Credit in Current Account, Savings Account, Payment Order (OP), TED and Caixa		A (Mandatory) B (Mandatory)	A (Mandatory) B (Mandatory) Z ¹ (Optional)
Credit and Pix Payments ⁵		A (Mandatory) B (Mandatory) J (Mandatory) J52 (Mandatory)	A (Mandatory) B (Mandatory) J (Mandatory) J52 (Mandatory) Z ¹ (Optional)
OCT – Credit Order by Teleprocessing		I (Mandatory)	I (Mandatory) Z ¹ (Optional)
Collection Titles (Own and Other Banks)		J (Mandatory) J52 ³ (Mandatory) B (Optional)	J (Mandatory) J52 ³ (Optional) B (Optional) Z ¹ (Optional)
Taxes	Accounts and Taxes with Bar Code	O (Mandatory) B (Optional)	O (Mandatory) B (Optional) Z ¹ (Optional)
	Taxes without Bar Code	N (Mandatory) B (Optional) W ² (Optional)	N (Mandatory) B (Optional) W ² (Optional) Z ¹ (Optional)
Collection Title Capture (Electronic Drawee)		-	G (Mandatory) H (Mandatory) Y53 (Optional)
Interoperability between Payment Institution Accounts (Ted to Payment Account)		A (Mandatory) B (Mandatory) C ⁴ (Mandatory)	A (Mandatory) B (Mandatory) C (Mandatory) Z ¹ (Optional)

REMARKS

1) (Z) Segment containing the **bank authentication** generated when the payment is made and made available in the movement return file, if so parameterized in the agreement.
It can be contracted only for Taxes and Concessionaires or for all types of payment.

2) (W) Mandatory segment for payment of FGTS agreement 0181.

3) (J52) Mandatory Segment for Payment of Bank Securities.

4) (C) Mandatory segment when the beneficiary has a Payment Account (service availability expected from February/2019).

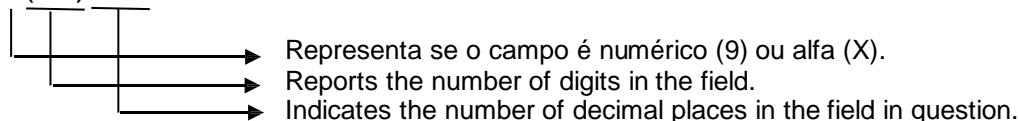
5) For payment of keys or bank details, use Segments A and B, Segment C in the case of a payment account..

For the Static QR Code, it is possible to use one of the two payment formats. Using Segments A and B or J and J52 (Pix). Reinforcing only one of the options.

For Dynamic QR Code Payment use Segments J and J52 (Pix)

FORMAT.

9(05)V2



In this example, it is a numeric field with 5 digits, plus 2 decimal places.. E.g.: 12345,67.

PAYMENT FILE LAYOUT STRUCTURE, REMITTANCE AND RETURN

File Header Record – Type = 0

Lot Header Record – Type = 1

Detail Record (Segment **A**) – Type = 3

Mandatory for Credit in Current Account, Savings Account, TED, Pix, Caixa and OP (Receipt)

Detail Record (Segment **B**) – Type = 3

Mandatory for payment of TED and Caixa e O (Receipt)

Optional for Current Account Credit, Savings Account Credit and Notice Issuance

Detail Record (Segment **Z**) – Type = 3

Optional for customers who have contracted the service. Return file only

Lot Trailer Record – Type = 5 Lot Header

Record – Type = 1

Detail Record (Segment **A**) – Type = 3

Mandatory for Pix – bank details or key

It will be Mandatory for Pix- Static QR Code if you do not use J and J52 Pix Segments

Detail Record (Segment **B**) – Type = 3

Mandatory for Pix – bank details or key

It will be Mandatory for Pix- Static QR Code if you do not use J and J52 Pix Segments

Detail Record (Segment **Z**) – Type = 3

Optional for customers who have contracted the service. Return file only

Detail Record (Segment **J**) – Type = 3.

Mandatory for Pix- Dynamic QR Code.

It will be Mandatory for Pix- Static QR Code if you do not use Segments A and B

Detail Record (Segment **J52 Pix**) – Type = 3

Mandatory para Pix- QR Code Dinâmico.

It will be Mandatory for Pix- Static QR Code if you do not use Segments A and B

Detail Record (Segment **Z**) – Type = 3

Optional for customers who have contracted the service. Return file only

Lot Trailer Record – Type = 5 Lot Header

Record – Type = 1

Detail Record (Segment **A**) – Type = 3

Mandatory for Interoperability between Payment Institution Accounts

Detail Record (Segment **B**) – Type = 3

Mandatory for Interoperability between Payment Institution Accounts

Detail Record (Segment **C**) – Type = 3

Mandatory for Interoperability between Payment Institution Accounts

Detail Record (Segment **Z**) – Type = 3

Optional for customers who have contracted the service. Return file only

Lot Trailer Record – Type = 5

Lot Header Record – Type = 1

Detail Record (Segment **I**) – Type = 3

Mandatory for payment via OCT – Teleprocessing Credit Order.

Detail Record (Segment **Z**) – Type = 3

Optional for customers who have contracted the service. Return file only

Lot Trailer Record – Type = 5

Lot Header Record – Type = 1

Detail Record (Segment **J**) – Type = 3.

Mandatory for payment of Bank Securities

Detail Record (Segment **J52**) – Type = 3

Mandatory for identification of entities involved in the payment process.

Detail Record (Segment **B**) – Type = 3

Optional. Notice Issuance

Detail Record (Segment **Z**) – Type = 3

Optional for customers who have contracted the service. Return file only

Lot Trailer Record – Type = 5

Lot Header Record – Type = 1

Detail Record (Segment **N**) – Type = 3

Mandatory for payment of Taxes and Duties WITHOUT barcode
 Additional information for Segment N:
 N1. GPS (Social Security Payment Slip).
 N2. Regular DARF (Federal Revenue Collection Document)
 N4. GARE-ICMS/DR/ITCMD-SP (State Collection Slip)
 N5. IPVA SP, PR and MG
 N6. DPVAT SP, PR and MG
 N7. LICENSING SP, PR and MG
 Detail Record (Segment **W**)- Type = 3
 Additional information on remittance and return of payment of taxes
 Additional Segment Information W
 W1. Taxes or FGTS through bar code
 Detail Record (Segment **B**) – Type = 3
Optional. Notice Issuance
 Detail Record (Segment **Z**) – Type = 3
 Optional for customers who have contracted the service. Return file only
 Lot Trailer Record – Type = 5 Lot Header
 Record – Type = 1
 Detail Record (Segment **O**) – Type = 3
 Mandatory for payment of Bills and Taxes WITH barcodes.
 Detail Record (Segment **Z**)- Type = 3
 Optional for customers who have contracted the service. Return file only
 Lot Trailer Record – Type = 5
 Dile Trailer Recod – Type = 9

2. NOTES

2.1. DEADLINES AND TIMETABLES

- a) The FLOAT negotiated in the Agreement must be taken into account.
- b) The transmission of files containing payment options via TED and Securities above the Reference Value must comply with the BANK's current deadline. For other payment methods provided for in this Agreement, the transmission of files must be made no later than 8:00 p.m. (Brasília time) on the day determined for payment or on the day of debit in the event of debit of funds prior to the payment date..

Files containing payment requests sent after the times defined above will be rejected and the CLIENT will be informed by sending a return file (if contracted), and the BANK cannot be held responsible for the non-effectiveness of payments.

The authorization of commitments, for payments by TED and Securities above the Reference Value, must be made in compliance with the deadline in force at the BANK. In other cases, the authorization may be made up to 8:00 p.m. (Brasília time) on the day of payment.

The cancellation of scheduled payment commitments will only be acZip Codeted by the BANK if the command is received by 8:00 p.m. on the business day immediately prior to the respective payment.

For clients without float payments/transfers via Pix, the commitments must be scheduled/authorized by 11:00 p.m. and 10:00 p.m. (Brasília time) on the day of payment on business days. On non-working days, until 7:20 p.m. (seventeen hours).

In the case of QR Codes, appointments must respect the due date/time (if applicable).

2.2. LOGICAL SEQUENCE CONTROL:

Once the functionality has been contracted, the CLIENT may send files following a numerical logical sequence control, observing the following:

- a) Restricted Sequence Control – each file must include the number following the one previously sent;
- b) Different Sequence Control – each file can receive any sequential number, as long as it is not the same as those assigned to any of the previously sent files.

If this functionality is not contracted, there will be no control of this sequence.

2.3. SEQUENCE CONTROL FOR FILE TESTING:

If this functionality is contracted, any file containing a logical numerical sequence from 1 (one) to 10 (ten) will be treated as a test, and no payment should be processed under these conditions.

If this functionality is not contracted, files with this numerical sequence will be treated as a normal file for payment purposes.

2.4. YOUR NUMBER MANDATORY

If this feature is purchased, the “Your Number” field will be mandatory and cannot be repeated together with the same “Supplier Registration Number” (CPF / CNPJ), “Payment Date” and “Payment Amount”.

If this feature is not purchased, no criticism will be made regarding the “Your Number” field, which may be duplicated or not provided.

2.5. DAILY PAYMENT LIMIT VALUE LOCK

If this feature is contracted, only payments up to the limit stipulated for total payments on the day will be included. Amounts that exceed the amount stipulated by the CLIENT in the value lock will not be settled and the CLIENT will be informed by means of a return file, using the error code HF.

2.6. RETURN FILE

If this functionality is contracted, the BANK will send the CLIENT a review return file through the channel determined by the CLIENT.

Regardless of whether or not the CLIENT has opted to receive the review return file, the BANK will make available on Internet Banking a report indicating any errors or inconsistencies found in the file sent by the CLIENT.

2.7. PAYMENTS ON NON-WORKING DAYS

If the date set for payments falls on a non-business day or a day without banking hours in the location where payments are to be made, the BANK will consider the first business day following the originally scheduled date. For Pix, payments/transfers can be made on a non-business day.

For taxes that do not allow payment on the following business day, whose due dates fall on weekends or holidays or on a non-business day in the location where payments are to be made, the CLIENT must indicate when scheduling the payment the date on which such payments are to be made.

3. LAYOUT DE ARQUIVO REMESSA E RETORNO

3. REMITTANCE AND RETURN FILE LAYOUT

3.1. RILE HEADER RECORD - RECORD TYPE = 0

Field Name	POSITION		FORMAT	Contents
	FROM	TO		
Bank Code	001	003	9(003)	033
Service lot	004	007	9(004)	0000
Record Type	008	008	9(001)	0
Filler	009	017	X(009)	Blanks
Company Registration Type	018	018	9(001)	Note G023
Company Registration Number	019	032	9(014)	CNPJ/CPF
Agreement Code at the Bank	033	052	X(020)	Note G009
Account Holding Branch	053	057	9(005)	Note G003
Branch Verifying Digit	058	058	X(001)	Optional
Bank Account Number	059	070	9(012)	Note G003
Account Verifying Digit	071	071	X(001)	Note G003
Branch/Account Verifying Digit	072	072	X(001)	Blank
Company Name	073	102	X(030)	Mandatory
Bank Name	103	132	X(030)	Banco Santander
Filler	133	142	X(010)	Blanks
Remittance/Return Code	143	143	9(001)	1=Remittance / 2=Return
File Generation Date	144	151	9(008)	DDMMYYYY
File Generation Time	152	157	9(006)	HHMMSS
File Sequence Number	158	163	9(006)	Note G010
Layout Version Number	164	166	9(003)	060
File Recording Density	167	171	9(005)	Optional
Reserved Use of the Bank	172	191	X(020)	Blanks
Company Reserved Use	192	211	X(020)	Optional
Filler	212	230	X(019)	Blanks
Occurrences for Return	231	240	X(010)	Note G007

3.2. PAYMENT THROUGH CREDIT IN CURRENT ACCOUNT, SAVINGS ACCOUNT, TED, CAIXA AND OP (RECEIPT)

LOT HEADER RECORD – RECORD TYPE = 1

MANDATORY FOR CREDIT IN CURRENT ACCOUNT AND SAVINGS ACCOUNT, TED, CAIXA AND OP (RECEIPO).

Field Name	POSITION		FORMAT	Contents
	FROM	TO		
Bank Code	001	003	9(003)	033
Service lot	004	007	9(004)	Note G001
RECORD TYPE	008	008	9(001)	1
Operation Type	009	009	X(001)	'C' – Credit
Service Type	010	011	9(002)	Note G015
Entry Form	012	013	9(002)	Note G002
Lot Version Number	014	016	9(003)	031 (Note G031)
Filler	017	017	X(001)	Blank
Company Registration Type	018	018	9(001)	Note G023
Company Registration Number	019	032	9(014)	CNPJ/CPF
Agreement Code at the Bank	033	052	X(020)	Note G009
Account Holding Branch	053	057	9(005)	Note G003
Branch Verifying Digit	058	058	X(001)	Optional
Bank Account Number	059	070	9(012)	Note G003
Account Verifying Digit	071	071	X(001)	Note G003
Branch Verifying Digit/Conta	072	072	X(001)	Blank
Company Name	073	102	X(030)	Mandatory
Information 1 - Message	103	142	X(040)	Note G016
Address	143	172	X(030)	Optional
Number	173	177	9(005)	Optional
Address Complement	178	192	X(015)	Optional
City	193	212	X(020)	Optional
Zip Code	213	217	9(005)	Optional
Zip Code Complement	218	220	9(003)	Optional
State	221	222	X(002)	Optional
Filler	223	230	X(008)	Blanks
Occurrences for Return	231	240	X(010)	Note G007

RECORD DETAIL – SEGMENT A (MANDATORY – REMITTANCE / RETURN)
RECORD TYPE = 3

Field Name	POSITION		FORMAT	Contents
	FROM	TO		
Bank Code	001	003	9(003)	033
Service lot	004	007	9(004)	Note G001
RECORD TYPE	008	008	9(001)	3
Sequential Number of the Batch Registration	009	013	9(005)	Note G004
Record Segment Code Detail	014	014	X(001)	A
Movement Type	015	015	9(001)	Note G011
Movement Instruction Code	016	017	9(002)	Note G012
Clearing House Code	018	020	9(003)	Note G014
Beneficiary Bank Code	021	023	9(003)	Mandatory
Beneficiary Branch Code	024	028	9(005)	Note G003
Branch Verifying Digit	029	029	X(001)	Blank
Beneficiary Bank Account	030	041	9(012)	Note G003
Account Verifying Digit	042	042	X(001)	Note G003
Branch Verifying Digit/Conta	043	043	X(001)	Note G003
Beneficiary Name	044	073	X(030)	Mandatory
Client Document Number	074	093	X(020)	Note G006
Payment Date	094	101	9(008)	DDMMYYYY
Currency Type	102	104	X(003)	Note G005
Currency Amount	105	119	9(010)V5	Zeros
Payment Value	120	134	9(013)V2	Mandatory
Bank Document Number	135	154	X(020)	Note G017
Actual Payment Date (Return)	155	162	9(008)	DDMMYYYY
Actual Payment Value	163	177	9(013)V2	Optional
Information 2 - Message	178	217	X(040)	Note G016
Filler	218	219	X(002)	Note G013 A
TED Purpose	1	224	X(005)	Note G013 B
Supplementary Purpose Code	225	226	X(002)	Note G013 C
Filler	227	229	X(003)	Blanks
Notice Issuance to the Beneficiary	230	230	X(001)	Zeros (Note G018)
Occurrences for Return	231	240	X(010)	Note G007

DETAIL RECORD (SEGMENT B) – RECORD TYPE = 3

MANDATORY FOR PAYMENT THROUGH TED, CASH AND OP (RECEIPT).

OPTIONAL FOR CREDIT IN CURRENT ACCOUNT AND SAVINGS ACCOUNT, NOTICE ISSUANCE.

FIELD NAME	POSITION		FORMAT	CONTENTS
	DE	TO		
Bank Code	001	003	9(003)	033
Service lot	004	007	9(004)	Note G001
RECORD TYPE	008	008	9(001)	3
Sequential Number of the Batch Registration	009	013	9(005)	Note G004
Record Segment Code Detail	014	014	X(001)	B
Filler	015	017	X(003)	Blanks
Beneficiary Registration Type	018	018	9(001)	Note G023
Beneficiary CNPJ/CPF	019	032	9(014)	CPF/CNPJ
Beneficiary Street	033	062	X(030)	Optional
Number do Local do Favorecido	063	067	9(005)	Optional
Beneficiary Location Complement	068	082	X(015)	Optional
Beneficiary District	083	097	X(015)	Optional
Beneficiary City	098	117	X(020)	Optional
Beneficiary Zip Code	118	125	9(008)	Optional
Beneficiary State	126	127	X(002)	Optional
Maturity	128	135	9(008)	DDMMYYYY
Document Value	136	150	9(013)V2	Optional
Deduction Amount	151	165	9(013)V2	Optional
Discount Amount	166	180	9(013)V2	Optional
Arrears Amount	181	195	9(013)V2	Optional
Fine Amount	196	210	9(013)V2	Optional
TED Remittance Time	211	214	9(004)	Zeros
Filler	215	225	X(011)	Blanks
Credit History Code	226	229	9(004)	Note G019
Notice Issuance to the Beneficiary	230	230	9(001)	0 (Note G018)
Filler	231	231	X(001)	Note G007
TED to Financial Institution	232	232	X(001)	Note G029
Identification of FI in SPB	233	240	X(008)	Note G030

REGISTRO DETALHE – SEGMENT C (MANDATORY ^(NOTE 1) – REMITTANCE / RETURN)
RECORD TYPE = 3

Field Name	POSITION		FORMAT	Contents
	DE	TO		
Bank Code	001	003	9(003)	033
Service lot	004	007	9(004)	Note G001
RECORD TYPE	008	008	9(001)	3
Sequential Number of the Batch Registration	009	013	9(005)	Note G004
Record Segment Code Detail	014	014	X(001)	C
Filler	015	017	X(003)	Blank
Income Tax Amount	018	032	9(013)V2	Zeros
ISS (Services Tax) Amount	033	047	9(013)V2	Zeros
IOF (Financial Operations Tax) Amount	048	062	9(013)V2	Zeros
Other Deductions Amount	063	077	9(013)V2	Zeros
Other Additions Amount	078	092	9(013)V2	Zeros
Beneficiary Branch Code	093	097	9(005)	Zeros
Branch Verifying Digit	098	098	X(001)	Blank
Beneficiary Bank Account	099	110	9(012)	Zeros
Account Verifying Digit	111	111	X(001)	Blank
Branch Verifying Digit/Account	112	112	X(001)	Blank
INSS amount	113	127	9(013)V2	Zeros
Credited Payment Account Number	128	147	9(020)	Note G003A
Filler	148	240	X(093)	Blank

Note ⁽¹⁾

Mandatory Segment when the Beneficiary's Credit Account is a Payment Account.

Segment available from March/2019.

Summary of changes for sending TED to Payment Account:

Lot Header → Service Type (positions 10 and 11) = Enter 23 (Note G015)

Segment A →

- Beneficiary Branch Code (024 to 028) fill with zeros
- DV Branch (029 to 029) fill in with Blank
- Beneficiary Bank Account (030 to 041) fill in with zeros
- Account DV (042 to 042) fill in with Blank
- DV Agency and Account (043 to 043) fill in with Blank

Segment B →

- No changes.

Segment C →

- Enter the Credit Account Number in positions 128 to 147.

ATTENTION: The other information required for sending a TED was kept in the respective Segments of the file. (Example: Bank Code, purpose, amount, dates, beneficiary, etc.).

DETAIL RECORD (SEGMENT Z) – RECORD TYPE = 3 – RETURN FILE ONLY

Optional Payment Authentication Information in Return file.

Note: The generation of this Segment depends on the agreement registration parameter,

FIELD NAME	POSITION		FORMAT	CONTENTS
	FROM	TO		
Bank Code	001	003	9(003)	033
Service lot	004	007	9(004)	Note G001
RECORD TYPE	008	008	9(001)	3
Sequential Number of the Lot Record	009	013	9(005)	Note G004
Segment Code in Detail Record	014	014	X(001)	Z
Payment Authentication	015	078	X(064)	
Payment Protocol	079	103	X(025)	
Filler	104	230	X(127)	Blanks
Occurrences for Return	231	240	X(010)	Note G007

LOT TRAILER RECORD – RECORD TYPE = 5 - MANDATORY

FIELD NAME	POSITION		FORMAT	CONTENTS
	FROM	TO		
Bank Code	001	003	9(003)	033
Service lot	004	007	9(004)	Note G001
RECORD TYPE	008	008	9(001)	5
Filler	009	017	X(009)	Blanks
Number of Records of the Lot	018	023	9(006)	Records Type 1, 3, 5
Sum of Values	024	041	9(016)V2	Note G021
Sum of Currency Quantity	042	059	9(013)V5	Record Type 3
Debt Notice Number	060	065	9(006)	Note G020
Filler	066	230	X(165)	Blanks
Occurrences for Return	231	240	X(010)	Note G007

3.2.1. PAGAMENTO ATRAVÉS DE PIX

LOT HEADER RECORD – RECORD TYPE = 1

Field Name	POSITION		FORMAT	Contents
	FROM	TO		
Bank Code	001	003	9(003)	033
Service lot	004	007	9(004)	Note G001
RECORD TYPE	008	008	9(001)	1
Operation Type	009	009	X(001)	'C' – Credit
Service Type	010	011	9(002)	Note G015
Entry Form	012	013	9(002)	Note G002
Lot Version Number	014	016	9(003)	031 (Note G031)
Filler	017	017	X(001)	Blank
Company Registration Type	018	018	9(001)	Note G023
Company Registration Number	019	032	9(014)	CNPJ/CPF
Agreement Code at the Bank	033	052	X(020)	Note G009
Account Holding Branch	053	057	9(005)	Note G003
Branch Verifying Digit	058	058	X(001)	Optional
Bank Account Number	059	070	9(012)	Note G003
Account Verifying Digit	071	071	X(001)	Note G003
Branch Verifying Digit/Conta	072	072	X(001)	Blank
Company Name	073	102	X(030)	Mandatory
Information 1 - Message	103	142	X(040)	Note G016
Address	143	172	X(030)	Optional
Number	173	177	9(005)	Optional
Address Complement	178	192	X(015)	Optional
City	193	212	X(020)	Optional
ZIP CODE	213	217	9(005)	Optional
Zip Code Complement	218	220	9(003)	Optional
UF	221	222	X(002)	Optional
Filler	223	230	X(008)	Blanks
Occurrences for Return	231	240	X(010)	Note G007

3.2.1.1 - PAYMENT/TRANSFER VIA PIX, BY KEY OR ENTERING BANK DETAILS

**RECORD DETAIL – SEGMENT A (MANDATORY – REMITTANCE / RETURN) – RECORD TYPE = 3
MANDATORY FOR PAYMENT/TRANSFER VIA PIX, BY KEY OR BANK DETAILS (DO NOT USE FOR
DYNAMIC QR CODE PAYMENTS))**

Field Name	POSITION		FORMAT	Contents
	FROM	TO		
Bank Code	001	003	9(003)	033
Service lot	004	007	9(004)	Note G001
RECORD TYPE	008	008	9(001)	3
Sequential Number of the Batch Registration	009	013	9(005)	Note G004
Record Segment Code Detail	014	014	X(001)	A
Movement Type	015	015	9(001)	Note G011
Movement Instruction Code	016	017	9(002)	Note G012
Clearing House Code	018	020	9(003)	Note G014
Beneficiary Bank Code	021	023	9(003)	Mandatory
Beneficiary Branch Code	024	028	9(005)	Note G003
Branch Verifying Digit	029	029	X(001)	Blank
Beneficiary Bank Account	030	041	9(012)	Note G003
Account Verifying Digit	042	042	X(001)	Note G003
Branch Verifying Digit/Conta	043	043	X(001)	Note G003
Beneficiary Name	044	073	X(030)	Mandatory
Client Document Number	074	093	X(020)	Note G006
Payment Date	094	101	9(008)	DDMMYYYY
Currency Type	102	104	X(003)	Note G005
Currency Amount	105	119	9(010)V5	Zeros
Payment Value	120	134	9(013)V2	Mandatory
Bank Document Number	135	154	X(020)	Note G017
Actual Payment Date (Return)	155	162	9(008)	DDMMYYYY
Actual Payment Value	163	177	9(013)V2	Optional
Information 2 - Message	178	217	X(040)	Note G016
Filler	218	219	X(002)	
TED Purpose	220	224	X(005)	Note G013 A
Supplementary Purpose Code	225	226	X(002)	Note G013 B
Filler	227	229	X(003)	Blanks
Notice Issuance to the Beneficiary	230	230	X(001)	Zeros (Note G018)
Occurrences for Return	231	240	X(010)	Note G007

**RECORD DETAIL - SEGMENT B – (MANDATORY – REMITTANCE / RETURN) RECORD TYPE = 3
MANDATORY FOR PAYMENT/TRANSFER VIA PIX – BY KEY OR BANK DETAILS (DO NOT USE FOR
DYNAMIC QR CODE PAYMENTS)**

FIELD NAME	POSITION		FORMAT	CONTENTS
	FROM	TO		
Bank Code	001	003	9(003)	033
Service lot	004	007	9(004)	Note G001
RECORD TYPE	008	008	9(001)	3
Sequential Number of the Batch Registration	009	013	9(005)	Note G004
Record Segment Code Detail	014	014	X(001)	B
Forma de Iniciação	015	016	X(002)	G032
Reserved Use of the Bank	017	017	X(001)	Blanks
Registration Type do Favorecido	018	018	9(001)	Note G023
Beneficiary CNPJ/CPF	019	032	9(014)	CPF/CNPJ
Information 10	033	067	X(035)	G033
Information 11	068	127	X(060)	G034
Information 12	128	226	X(099)	G035
Reserved Use of the Bank	227	232	X(006)	Blanks
Spb Identification (ISPB)	233	240	X(008)	Note G030

**RECORD DETAIL – SEGMENT C - (MANDATORY – REMITTANCE / RETURN) RECORD TYPE = 3
MANDATORY FOR PAYMENT ACCOUNTS ONLY (NOTE 1)
(DO NOT USE FOR DYNAMIC QR CODE PAYMENTS))**

Field Name	POSITION		FORMAT	Contents
	FROM	TO		
Bank Code	001	003	9(003)	033
Service lot	004	007	9(004)	Note G001
RECORD TYPE	008	008	9(001)	3
Sequential Number of the Batch Registration	009	013	9(005)	Note G004
Record Segment Code Detail	014	014	X(001)	C
Filler	015	017	X(003)	Blank
Income Tax Amount	018	032	9(013)V2	Zeros
ISS (Services Tax) Amount	033	047	9(013)V2	Zeros
IOF (Financial Operations Tax) Amount	048	062	9(013)V2	Zeros
Other Deductions Amount	063	077	9(013)V2	Zeros
Other Additions Amount	078	092	9(013)V2	Zeros
Beneficiary Branch Code	093	097	9(005)	Zeros
Branch Verifying Digit	098	098	X(001)	Blank
Beneficiary Bank Account	099	110	9(012)	Zeros
Account Verifying Digit	111	111	X(001)	Blank
Branch Verifying Digit/Conta	112	112	X(001)	Blank
INSS amount	113	127	9(013)V2	Zeros
Credited Payment Account Number	128	147	9(020)	Note G003A
Filler	148	240	X(093)	Blank

NOTE 1

Mandatory Segment when the beneficiary's Credit Account is a Payment Account. For savings accounts or checking accounts, this Segment should not be sent in the Remittance file.
Additional information in Note G035.

3.2.1.2 – PIX PAYMENT THROUGH DYNAMIC QR CODE

DETAIL RECORD (SEGMENT J) – RECORD TYPE = 3 – MANDATORY MANDATORY FOR DYNAMIC QR CODE (DO NOT USE FOR PAYMENT BY KEY OR BANK DETAILS)).

FIELD NAME	POSITION		FORMAT	CONTENTS
	DE	TO		
Bank Code	001	003	9(003)	033
Service lot	004	007	9(004)	Note G001
RECORD TYPE	008	008	9(001)	3
Sequential Number of the Batch Registration	009	013	9(005)	Note G004
Record Segment Code Detail	014	014	X(001)	J
Movement Type	015	015	9(001)	Note G011
Instruction Code for Movement	016	017	9(002)	Note G012
QR Code TXID	018	061	X(044)	Note G036
Beneficiary name	062	091	X(030)	Note G037
Maturity	092	099	9(008)	Note G038
Nominal Value of the Security	100	114	9(013)V2	Note G038
Discount Value + Rebate	115	129	9(013)V2	Note G038
Amount Fine + Interest	130	144	9(013)V2	Note G038
Payment Date	145	152	9(008)	DDMMYYYY
Payment Value	153	167	9(013)V2	Note G039
Currency Amount	168	182	9(010)V5	ZEROS
Client Document Number	183	202	X(020)	Note G006
Bank Document Number	203	222	X(020)	Note G017
Currency Code	223	224	9(002)	ZEROS
Filler	225	230	X(006)	Blanks
Occurrences for Return	231	240	X(010)	Note G007

**DETAIL RECORD (SEGMENT J52-PIX) – RECORD TYPE = 3
MANDATORY FOR DYNAMIC QR CODE (DO NOT USE FOR PAYMENT BY KEY OR BANK DETAILS))**

FIELD NAME		POSITION		FORMAT	CONTENTS
		FROM	TO		
Bank Code		001	003	9(003)	033
Service lot		004	007	9(004)	Note G001
RECORD TYPE		008	008	9(001)	3
Sequential Number of the Batch Registration		009	013	9(005)	Note G004
Record Segment Code Detail		014	014	X(001)	J
Filler		015	015	X(001)	Blanks
Remittance Movement Code		016	017	9(002)	Note G026
Record Identification		018	019	9(002)	52
Debtor	Registration Type	020	020	9(001)	Note G027
	Payer's CPF/CNPJ	021	035	9(015)	Note G027
	Payer's Name	036	075	X(040)	Note G027
Receiver	Registration Type	076	076	9(001)	Note G040
	Receiver's CPF/CNPJ	077	091	9(015)	Note G040
	Receiver's Name	092	131	X(040)	Note G037
Key Identification	URL/Addressing Key	132	210	X(079)	Note G041
	Filler	211	240	X(030)	Blanks

DETAIL RECORD (SEGMENT Z) – RECORD TYPE = 3 – RETURN FILE ONLY

Optional Payment Authentication Information in Return file.

Remark: The generation of this Segment depends on the registration parameter of the agreement,

FIELD NAME	POSITION		FORMAT	CONTENTS
	FROM	TO		
Bank Code	001	003	9(003)	033
Service lot	004	007	9(004)	Note G001
RECORD TYPE	008	008	9(001)	3
Sequential Number of the Lot Record	009	013	9(005)	Note G004
Segment Code in Detail Record	014	014	X(001)	Z
Payment Authentication	015	078	X(064)	
Payment Protocol	079	103	X(025)	
Filler	104	230	X(127)	Blanks
Occurrences for Return	231	240	X(010)	Note G007

LOT TRAILER RECORD – RECORD TYPE = 5 - MANDATORY

FIELD NAME	POSITION		FORMAT	CONTENTS
	FROM	TO		
Bank Code	001	003	9(003)	033
Service lot	004	007	9(004)	Note G001
RECORD TYPE	008	008	9(001)	5
Filler	009	017	X(009)	Blanks
Number of Records of the Lot	018	023	9(006)	Records Type 1, 3, 5
Sum of Values	024	041	9(016)V2	Note G021
Sum of Currency Quantity	042	059	9(013)V5	Record Type 3
Debt Notice Number	060	065	9(006)	Note G020
Filler	066	230	X(165)	Blanks
Occurrences for Return	231	240	X(010)	Note G007

3.3. PAYMENT BY CREDIT ORDER BY TELEPROCESSING

LOT HEADER RECORD – RECORD TYPE = 1 - MANDATORY

FIELD NAME	POSITION		FORMAT	CONTENTS
	FROM	TO		
Bank Code	001	003	9(003)	033
Service lot	004	007	9(004)	Note G001
RECORD TYPE	008	008	9(001)	1
Operation Type	009	009	X(001)	'C' – Credit
Service Type	010	011	9(002)	Note G015
Entry Form	012	013	9(002)	35
Lot Version Number	014	016	9(003)	030 (Note G031)
Filler	017	017	X(001)	Blank
Company Registration Type	018	018	9(001)	Note G023
Company Registration Number	019	032	9(014)	CNPJ/CPF
Agreement Code at the Bank	033	052	X(020)	Note G009
Account Holding Branch	053	057	9(005)	Note G003
Branch Verifying Digit	058	058	X(001)	Blank
Bank Account Number	059	070	9(012)	Note G003
Account Verifying Digit	071	071	9(001)	Note G003
Branch Verifying Digit/Conta	072	072	X(001)	Blank
Company Name	073	102	X(030)	Mandatory
Information 1 - Message	103	142	X(040)	Note G016
Address	143	172	X(030)	Optional
Number	173	177	9(005)	Optional
Address Complement	178	192	X(015)	Optional
City	193	212	X(020)	Optional
ZIP CODE	213	217	9(005)	Optional
Zip Code Complement	218	220	9(003)	Optional
UF	221	222	X(002)	Optional
Filler	223	230	X(008)	Blanks
Occurrences for Return	231	240	X(010)	Note G007

DETAIL RECORD (SEGMENT I) – RECORD TYPE = 3 - MANDATORY

FIELD NAME	POSITION		FORMAT	CONTENTS
	FROM	TO		
Bank Code	001	003	9(003)	033
Service lot	004	007	9(004)	Note G001
RECORD TYPE	008	008	9(001)	3
Sequential Number of the Lot Record	009	013	9(005)	Note G004
Record Segment Code Detail	014	014	X(001)	"I"
Movement Type	015	015	9(001)	Note G011
Instruction Code for Movement	016	017	9(002)	Note G012
OCT Code	018	032	9(015)	Note G024
Sender Description	033	072	X(040)	Mandatory
Purpose Description	073	112	X(040)	Note G025
Payment Value	113	127	9(013)V9(2)	Mandatory
Payment Date	128	135	9(008)	DDMMYYYY
Number Documento Cliente	136	155	X(020)	Note G006
Number Documento Banco	156	175	X(020)	Note G017
Collection Agreement Code - PSK	176	184	9(009)	Mandatory
Filler	185	230	X(046)	Blanks
Occurrence for Return	231	240	X(010)	Note G007

NOTE: This Segment for payment of standard OCT exclusive to Santander.

DETAIL RECORD (SEGMENT Z) – RECORD TYPE = 3 – RETURN FILE ONLY

Optional Payment Authentication Information in Return file.

Remark: The generation of this Segment depends on the registration parameter of the agreement,

FIELD NAME	POSITION		FORMAT	CONTENTS
	DE	TO		
Bank Code	001	003	9(003)	033
Service lot	004	007	9(004)	Note G001
RECORD TYPE	008	008	9(001)	3
Sequential Number of the Batch Registration	009	013	9(005)	Note G004
Segment Code in Detail Record	014	014	X(001)	Z
Payment Authentication	015	078	X(064)	
Payment Protocol	079	103	X(025)	
Filler	104	230	X(127)	Blanks
Occurrences for Return	231	240	X(010)	Note G007

LOT TRAILER RECORD – RECORD TYPE = 5

Mandatory for payment via OCT – Teleprocessing Credit Order.

FIELD NAME	POSITION		FORMAT	CONTENTS
	DE	TO		
Bank Code	001	003	9(003)	033
Service lot	004	007	9(004)	Note G001
RECORD TYPE	008	008	9(001)	5
Filler	009	017	X(009)	Blanks
Number of Records of the Lot	018	023	9(006)	Records Type 1, 3, 5
Sum of Values	024	041	9(016)V2	Note G021
Sum Currency Amounts	042	059	9(013)V5	Zeros
Debt Notice Number	060	065	9(006)	Note G020
Filler	225	230	X(165)	Blanks
Occurrences for Return	231	240	X(010)	Note G007

3.4. PAYMENT THROUGH BANK TITLES

LOT HEADER RECORD – RECORD TYPE = 1 - MANDATORY

FIELD NAME	POSITION		FORMAT	CONTENTS
	FROM	TO		
Bank Code	001	003	9(003)	033
Service lot	004	007	9(004)	Note G001
RECORD TYPE	008	008	9(001)	1
Operation Type	009	009	X(001)	'C' – Credit
Service Type	010	011	9(002)	Note G015
Entry Form	012	013	9(002)	Note G002
Lot Version Number	014	016	9(003)	030 (Note G031)
Filler	017	017	X(001)	Blank
Company Registration Type	018	018	9(001)	Note G023
Company Registration Number	019	032	9(014)	CNPJ/CPF
Agreement Code at the Bank	033	052	X(020)	Note G009
Account Holding Branch	053	057	9(005)	Note G003
Branch Verifying Digit	058	058	X(001)	Optional
Bank Account Number	059	070	9(012)	Note G003
Account Verifying Digit	071	071	9(001)	Note G003
Branch Verifying Digit/Conta	072	072	X(001)	Blank
Company Name	073	102	X(030)	Mandatory
Information 1 - Message	103	142	X(040)	Note G016
Address	143	172	X(030)	Optional
Number	173	177	9(005)	Optional
Address Complement	178	192	X(015)	Optional
City	193	212	X(020)	Optional
ZIP CODE	213	217	9(005)	Optional
Zip Code Complement	218	220	9(003)	Optional
UF	221	222	X(002)	Optional
Filler	223	230	X(008)	Blanks
Occurrences for Return	231	240	X(010)	Note G007

DETAIL RECORD (SEGMENT J) – RECORD TYPE = 3 - MANDATORY

FIELD NAME	POSITION		FORMAT	CONTENTS
	FROM	TO		
Bank Code	001	003	9(003)	033
Service lot	004	007	9(004)	Note G001
RECORD TYPE	008	008	9(001)	3
Sequential Number of the Batch Registration	009	013	9(005)	Note G004
Record Segment Code Detail	014	014	X(001)	J
Movement Type	015	015	9(001)	Note G011
Instruction Code for Movement	016	017	9(002)	Note G012
Bar Code	018	061	X(044)	Note G008
Beneficiary name	062	091	X(030)	Mandatory
Maturity	092	099	9(008)	DDMMYYYY
Nominal Value of the Security	100	114	9(013)V2	Mandatory
Discount Value + Rebate	115	129	9(013)V2	Optional
Amount Fine + Interest	130	144	9(013)V2	Optional
Payment Date	145	152	9(008)	DDMMYYYY
Payment Value	153	167	9(013)V2	Mandatory
Currency Amount	168	182	9(010)V5	Optional
Client Document Number	183	202	X(020)	Note G006
Bank Document Number	203	222	X(020)	Note G017
Currency Code	223	224	9(002)	Optional
Filler	225	230	X(006)	Blanks
Occurrences for Return	231	240	X(010)	Note G007

DETAIL RECORD (SEGMENT J52) – RECORD TYPE = 3 - MANDATORY

FIELD NAME		POSITION		FORMAT	CONTENTS
		FROM	TO		
Bank Code		001	003	9(003)	033
Service lot		004	007	9(004)	Note G001
RECORD TYPE		008	008	9(001)	3
Sequential Number of the Batch Registration		009	013	9(005)	Note G004
Record Segment Code Detail		014	014	X(001)	J
Filler		015	015	X(001)	Blanks
Remittance Movement Code		016	017	9(002)	Note G026
Record Identification		018	019	9(002)	52
Payer	Registration Type	020	020	9(001)	Note G027
	Payer's CPF/CNPJ	021	035	9(015)	Note G027
	Payer's Name	036	075	X(040)	Note G027
Beneficiary	Registration Type	076	076	9(001)	Note G023 (Mandatory)
	CPF/CNPJ do Beneficiary	077	091	9(015)	CPF/CNPJ (Mandatory)
	Beneficiary name	092	131	X(040)	Note G028
Drawer*	Registration Type	132	132	9(001)	Note G027
	Drawer CPF/CNPJ	133	147	9(015)	Note G027
	Drawer Namer	148	187	X(040)	Note G027
Filler		188	240	X(053)	Blanks

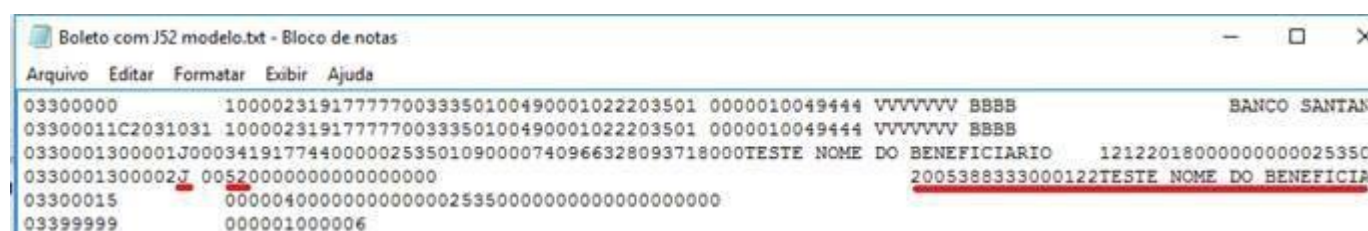
***Drawer** - Data on the transferor responsible for issuing the original title

For bills above the Reference Value, there will be a TIME criticism when the payment date is on the same day the file is sent. If the time is higher than the allowed time, the record will be Rejected and the File Return will be generated with the error code '**HU**' – **Invalid Sending Time**, in the Segment "J".

Mandatory Information in the Beneficiary field:

According to the rules of the New Billing Platform, it is now mandatory to inform the CNPJ/CPF of the Beneficiary of the bill of any amount. This information must be included in the highlighted Beneficiary field.

Segment J52 has not undergone any changes in its structure, which should always be informed after Segment J, as per the example below.



- ➔ If you do not send J52 the Return code will be ZI
- ➔ If the file's CNPJ differs from the registered one, the Return code will be ZI
- ➔ If you send the wrong CNPJ or J52 without the CNPJ, the Return code will be AT

If the information is not provided, or is incorrect, the payment will be Rejected.

DETAIL RECORD (SEGMENT B) – RECORD TYPE = 3 - OPTIONAL

FIELD NAME	POSITION		FORMAT	CONTENTS
	FROM	TO		
Bank Code	001	003	9(003)	033
Service lot	004	007	9(004)	Note G001
RECORD TYPE	008	008	9(001)	3
Sequential Number of the Batch Registration	009	013	9(005)	Note G004
Record Segment Code Detail	014	014	X(001)	B
Filler	015	017	X(003)	Blanks
Registration Type do Favorecido	018	018	9(001)	Note G023
Beneficiary CNPJ/CPF	019	032	9(014)	CPF/CNPJ
Beneficiary Street	033	062	X(030)	Optional
Number do Local do Favorecido	063	067	9(005)	Optional
Beneficiary Location Complement	068	082	X(015)	Optional
Beneficiary District	083	097	X(015)	Optional
Beneficiary City	098	117	X(020)	Optional
Beneficiary Zip Code	118	125	9(008)	Optional
Beneficiary State	126	127	X(002)	Optional
Maturity	128	135	9(008)	DDMMYYYY
Document Value	136	150	9(013)V2	Optional ou zeros
Deduction Amount	151	165	9(013)V2	Optional
Discount Amount	166	180	9(013)V2	Optional
Arrears Amount	181	195	9(013)V2	Optional
Fine Amount	196	210	9(013)V2	Optional
TED Remittance Time	211	214	9(004)	Optional
Filler	215	225	X(011)	Blanks
Credit History Code	226	229	9(004)	Note G019
Notice Issuance to the Beneficiary	230	230	9(001)	0 (Note G018)
Filler	231	231	X(001)	Note G007
TED to Financial Institution	232	232	X(001)	Note G029
Identification of FI in SPB	233	240	X(008)	Note G030

DETAIL RECORD (SEGMENT Z) – RECORD TYPE = 3 – RETURN FILE ONLY

Optional Payment Authentication Information in Return File.

Remark: The generation of this Segment depends on the registration parameter of the agreement,

FIELD NAME	POSITION		FORMAT	CONTENTS
	FROM	TO		
Bank Code	001	003	9(003)	033
Service lot	004	007	9(004)	Note G001
RECORD TYPE	008	008	9(001)	3
Sequential Number of the Batch Registration	009	013	9(005)	Note G004
Segment Code in Detail Record	014	014	X(001)	Z
Payment Authentication	015	078	X(064)	
Payment Protocol	079	103	X(025)	
Filler	104	230	X(127)	Blanks
Occurrences for Return	231	240	X(010)	Note G007

LOT TRAILER RECORD – RECORD TYPE = 5 - MANDATORY

FIELD NAME	POSITION		FORMAT	CONTENTS
	FROM	TO		
Bank Code	001	003	9(003)	033
Service lot	004	007	9(004)	Note G001
RECORD TYPE	008	008	9(001)	5
Filler	009	017	X(009)	Blanks
Number of Records of the Lot	018	023	9(006)	Records Type 1, 3, 5
Sum of Values	024	041	9(016)V2	Note G021
Sum Currency Amounts	042	059	9(013)V5	Zeros
Debt Notice Number	060	065	9(006)	Note G020
Filler	066	230	X(165)	Blanks
Occurrences for Return	231	240	X(010)	Note G007

3.5. PAYMENT OF TAXES AND DUES WITHOUT BARCODE

LOT HEADER RECORD – RECORD TYPE = 1 - MANDATORY

FIELD NAME	POSITION		FORMAT	CONTENTS
	FROM	TO		
Bank Code	001	003	9(003)	033
Service lot	004	007	9(004)	Note G001
RECORD TYPE	008	008	9(001)	1
Operation Type	009	009	X(001)	'C' – Credit
Service Type	010	011	9(002)	Note G015
Entry Form	012	013	9(002)	Note G002
Lot Version Number	014	016	9(003)	010 (Note G031)
Filler	017	017	X(001)	Blanks
Company Registration Type	018	018	9(001)	Note G023
Company Registration Number	019	032	9(014)	CNPJ/CPF
Agreement Code at the Bank	033	052	X(020)	Note G009
Account Holding Branch	053	057	9(005)	Note G003
Branch Verifying Digit	058	058	X(001)	Optional
Bank Account Number	059	070	9(012)	Note G003
Account Verifying Digit	071	071	X(001)	Note G003
Branch Verifying Digit/Conta	072	072	X(001)	Blank
Company Name	073	102	X(030)	Mandatory
Information 1 - Message	103	142	X(040)	Note G016
Address	143	172	X(030)	Optional
Number	173	177	9(005)	Optional
Address Complement	178	192	X(015)	Optional
City	193	212	X(020)	Optional
ZIP CODE	213	217	9(005)	Optional
Zip Code Complement	218	220	9(003)	Optional
UF	221	222	X(002)	Optional
Filler	223	230	X(008)	Blanks
Occurrences for Return	231	240	X(010)	Note G007

DETAIL RECORD (SEGMENT N) – RECORD TYPE = 3 - MANDATORY

FIELD NAME	POSITION		FORMAT	CONTENTS
	FROM	TO		
Bank Code	001	003	9(003)	033
Service lot	004	007	9(004)	Note G001
RECORD TYPE	008	008	9(001)	3
Sequential Number of the Batch Registration	009	013	9(005)	Note G004
Segment Code in Detail Record	014	014	X(001)	N
Movement Type	015	015	9(001)	Note G011
Movement Instruction Code	016	017	9(002)	Note G012
Client Document Number	018	037	X(020)	Note G006
Bank Document Number	038	057	X(020)	Note G017
Nome do Contribuinte	058	087	X(030)	Mandatory
Payment Date	088	095	9(008)	DDMMYYYY
Total Payment Amount	096	110	9(013)V2	Note G022
Additional information according to the respective tax	111	230	120	Vide descrição de cada tributo a seguir
Occurrences for Return	231	240	X(010)	Note G007

N1. GPS

I Additional information for GPS payment

FIELD NAME	POSITION		FORMAT	CONTENTS
	FROM	TO		
Tax Revenue Code	111	116	9(006)	Note N001
Taxpayer Identification Type	117	118	9(002)	Note N003
Taxpayer Identification	119	132	9(014)	Note N004
Tax Identification Code	133	134	X(002)	17
Month and Year of Competence	135	140	9(006)	Note N005
Estimated INSS Payment Amount	141	155	9(013)V2	Mandatory
Value of Other Entities	156	170	9(013)V2	Optional
Monetary Restatement	171	185	9(013)V2	Optional
Filler	186	230	X(045)	Blanks

N2. REGULAR DARF

Informações complementares para pagamento de DARF Normal

FIELD NAME	POSITION		FORMAT	CONTENTS
	FROM	TO		
Tax Revenue Code	111	116	9(006)	Note N001
Taxpayer Identification Type	117	118	9(002)	Note N003
Taxpayer Identification	119	132	9(014)	Note N004
Tax Identification Code	133	134	X(002)	16
Assessment Period	135	142	9(008)	DDMMYYYY
Number de Referencia	143	159	9(017)	Mandatory
Principal Amount	160	174	9(013)V2	Mandatory
Fine Amount	175	189	9(013)V2	Optional
Interest / Charges Amount	190	204	9(013)V2	Optional
Maturity	205	212	9(008)	DDMMYYYY
Filler	213	230	X(018)	Blanks

N4. GARE SP (ICMS/DR/ITCMD)

Additional information for payment of GARE-SP.

FIELD NAME	POSITION		FORMAT	CONTENTS
	DE	TO		
Tax Revenue Code	111	116	9(006)	Note N001
Taxpayer Identification Type	117	118	9(002)	Note N003
Taxpayer Identification	119	132	9(014)	Note N004
Tax Identification Code	133	134	X(002)	Note N014
Maturity	135	142	9(008)	DDMMYYYY
State Registration / Municipality Code / Declaration Number	143	154	9(012)	Mandatory
Active Debt / Label Number	155	167	9(013)	
Período de Referência	168	173	9(006)	Note N005
Installment/Notification Number	174	186	9(013)	
Revenue Amount	187	201	9(013)V2	Mandatory
Interest / Charges Amount	202	215	9(012)V2	Optional
Fine Amount	216	229	9(012)V2	Optional
Filler	230	230	X(001)	Blanks

N5. IPVA

Additional information for paying IPVA through RENAVAM

FIELD NAME	POSITION		FORMAT	CONTENTS
	DE	TO		
Tax Revenue Code	111	116	X(006)	Note N001
Taxpayer Identification Type	117	118	9(002)	Note N003
Taxpayer Identification	119	132	9(014)	Note N004
Tax Identification Code	133	134	X(002)	25
Base Year / Fiscal Year	135	138	9(004)	AAAA
RENAVAM Code (9 digits)	139	147	9(009)	Note N015
State	148	149	X(002)	Note N008
City Code	150	154	9(005)	Note N009
Vehicle License Plate	155	161	X(007)	Note N010
Payment Option	162	162	X(001)	Note N011
New RENAVAM (11 digits)	163	174	9(012)	Note N015
FEBRABAN/CNAB Exclusive Use	175	230	X(055)	Blanks

Remark: Any questions regarding filling in the information required for payment of the IPVA should be obtained from the State Finance Department, UF where the vehicle is registered.

N6. DPVAT

Additional information for paying DPVAT through RENAVAM

FIELD NAME	POSITION		FORMAT	CONTENTS
	FROM	TO		
Tax Revenue Code	111	116	X(006)	Note N001
Taxpayer Identification Type	117	118	9(002)	Note N003
Taxpayer Identification	119	132	9(014)	Note N004
Tax Identification Code	133	134	X(002)	27
Base Year / Fiscal Year	135	138	9(004)	AAAA
RENAVAM Code (9 digits)	139	147	9(009)	Note N015
State	148	149	X(002)	Note N008
City Code	150	154	9(005)	Note N009
Vehicle License Plate	155	161	X(007)	Note N010
Payment Option	162	162	X(001)	Note N011
New RENAVAM (11 digits)	163	174	9(012)	Note N015
FEBRABAN/CNAB Exclusive Use	175	230	X(055)	Blanks

Remark: Any questions regarding filling in the information required for payment of DPVAT should be obtained from Seguradora Líder – DPVAT or through the website www.seguradoralider.com.br

N7. LICENCISING

Informações complementares para pagamento de LICENCIAMENTO

FIELD NAME	POSITION		FORMAT	CONTENTS
	FROM	TO		
Tax Revenue Code	111	116	X(006)	Note N001
Taxpayer Identification Type	117	118	9(002)	Note N003
Taxpayer Identification	119	132	9(014)	Note N004
Tax Identification Code	133	134	X(002)	26
Base Year / Fiscal Year	135	138	9(004)	AAAA
RENAVAM Code (9 digits)	139	147	9(009)	Note N015
State	148	149	X(002)	Note N008
City Code	150	154	9(005)	Note N009
Vehicle License Plate	155	161	X(007)	Note N010
Payment Option	162	162	X(001)	Note N011
CRLV Withdrawal Option	163	163	9(001)	Note N012
New RENAVAM (11 digits)	164	175	9(012)	Note N015
FEBRABAN/CNAB Exclusive Use	176	230	X(054)	Blanks

Remark: Any questions regarding filling in the information required for payment of the LICENSING fee should be obtained from the Finance Department or DETRAN of the State where the vehicle is registered.

DETAIL RECORD (SEGMENT W) – RECORD TYPE = 3

Any questions regarding filling in the information required for payment of the LICENSING fee should be obtained from the Finance Department or DETRAN of the State where the vehicle is registered.

CAMPO DO CAMPO	POSITION		FORMAT	CONTENTS
	FROM	TO		
Bank Code	001	003	9(003)	033
Service lot	004	007	9(004)	Note G001
RECORD TYPE	008	008	9(001)	3
Sequential Number of the Batch Registration	009	013	9(005)	Note G004
Segment Code in Detail Record	014	014	X(001)	W
Number Seq. Registro Complementar	015	015	9(001)	
Identificação Uso das Informações 1 e 2	016	016	9(001)	Note N006
Information Complementar 1	017	096	X(080)	Note N007
Information Complementar 2	097	176	X(080)	Note N007
Information Complementar do Tributo	177	228	X(050)	Vide descrição de cada tributo a seguir
Filler	229	230	X(002)	Blanks
Occurrences for Return	231	240	X(010)	Note G007

W1. ADDITIONAL TAX / FGTS INFORMATION BY BARCODE.

FIELD NAME	POSITION		FORMAT	CONTENTS
	FROM	TO		
Tax Identifier	177	178	X(002)	01
Tax Revenue Code	179	184	X(006)	Note N001
Taxpayer Identification Type	185	186	X(002)	Note N003
Taxpayer Identification	187	200	X(014)	Note N004
FGTS Identifier	201	216	X(016)	Mandatory
Social Connectivity Seal	217	225	X(009)	Mandatory
Social Connectivity Seal Digit	226	227	X(002)	Mandatory
Filler	228	228	X(001)	Blanks

Remark: This additional information for FGTS payment is mandatory for FGTS Payment of agreements 0181 - Caixa – FGTS Collection – Recursal Collection (418) or philanthropic (604), together with Segment O.

DETAIL RECORD (SEGMENT B) – RECORD TYPE = 3 - OPTIONAL

FIELD NAME	POSITION		FORMAT	CONTENTS
	FROM	TO		
Bank Code	001	003	9(003)	033
Service lot	004	007	9(004)	Note G001
RECORD TYPE	008	008	9(001)	3
Sequential Number of the Lot Record	009	013	9(005)	Note G004
Record Segment Code Detail	014	014	X(001)	B
Filler	015	017	X(003)	Blanks
Registration Type do Favorecido	018	018	9(001)	Note G023
Beneficiary CNPJ/CPF	019	032	9(014)	CPF/CNPJ
Beneficiary Street	033	062	X(030)	Optional
Number do Local do Favorecido	063	067	9(005)	Optional
Beneficiary Location Complement	068	082	X(015)	Optional
Beneficiary District	083	097	X(015)	Optional
Beneficiary City	098	117	X(020)	Optional
Beneficiary Zip Code	118	125	9(008)	Optional
Beneficiary State	126	127	X(002)	Optional
Maturity	128	135	9(008)	DDMMYYYY
Document Value	136	150	9(013)V2	Optional ou zeros
Deduction Amount	151	165	9(013)V2	Optional
Discount Amount	166	180	9(013)V2	Optional
Arrears Amount	181	195	9(013)V2	Optional
Fine Amount	196	210	9(013)V2	Optional
TED Remittance Time	211	214	9(004)	Optional
Filler	215	225	X(011)	Blanks
Credit History Code	226	229	9(004)	Note G019
Notice Issuance to the Beneficiary	230	230	9(001)	0 (Note G018)
Filler	231	231	X(001)	Note G007
TED to Financial Institution	232	232	X(001)	Note G029
Identification of FI in SPB	233	240	X(008)	Note G030

DETAIL RECORD (SEGMENT Z) – RECORD TYPE = 3 – RETURN FILE ONLY

Optional Payment Authentication Information in Return file.

Remark: The generation of this Segment depends on the registration parameter of the agreement,

FIELD NAME	POSITION		FORMAT	CONTENTS
	FROM	TO		
Bank Code	001	003	9(003)	033
Service lot	004	007	9(004)	Note G001
RECORD TYPE	008	008	9(001)	3
Sequential Number of the Lot Record	009	013	9(005)	Note G004
Segment Code in Detail Record	014	014	X(001)	Z
Payment Authentication	015	078	X(064)	
Payment Protocol	079	103	X(025)	
Filler	104	230	X(127)	Blanks
Occurrences for Return	231	240	X(010)	Note G007

LOT TRAILER RECORD – RECORD TYPE = 5

FIELD NAME	POSITION		FORMAT	CONTENTS
	FROM	TO		
Bank Code	001	003	9(003)	033
Service lot	004	007	9(004)	Note G001
RECORD TYPE	008	008	9(001)	5
Filler	009	017	X(009)	Blanks
Number of Records of the Lot	018	023	9(006)	Records Type 1, 3, 5
Sum of Values	024	041	9(016)V2	Note G021
Sum Currency Amounts	042	059	9(013)V5	Zeros
Debt Notice Number	060	065	9(006)	Note G020
Filler	066	230	X(165)	Blanks
Occurrences for Return	231	240	X(010)	Note G007

3.6. PAYMENT OF TAXES AND CONCESSIONAIRES WITH BARCODES

LOT HEADER RECORD – RECORD TYPE = 1 - MANDATORY

For payment of utility bills and invoices and Federal, State and Municipal Taxes with barcode.

FIELD NAME	POSITION		FORMAT	CONTENTS
	FROM	TO		
Bank Code	001	003	9(003)	033
Service lot	004	007	9(004)	Note G001
RECORD TYPE	008	008	9(001)	1
Operation Type	009	009	X(001)	'C' – Credit
Service Type	010	011	9(002)	Note G015
Entry Form	012	013	9(002)	Note G002
Lot Version Number	014	016	9(003)	010 (Note G031)
Filler	017	017	X(001)	Blanks
Company Registration Type	018	018	9(001)	Note G023
Company Registration Number	019	032	9(014)	CNPJ/CPF
Agreement Code at the Bank	033	052	X(020)	Note G009
Account Holding Branch	053	057	9(005)	Note G003
Branch Verifying Digit	058	058	X(001)	Optional
Bank Account Number	059	070	9(012)	Note G003
Account Verifying Digit	071	071	X(001)	Note G003
Branch Verifying Digit/Conta	072	072	X(001)	Blank
Company Name	073	102	X(030)	Mandatory
Information 1 - Message	103	142	X(040)	Note G016
Address	143	172	X(030)	Optional
Number	173	177	9(005)	Optional
Address Complement	178	192	X(015)	Optional
City	193	212	X(020)	Optional
ZIP CODE	213	217	9(005)	Optional
Zip Code Complement	218	220	9(003)	Optional
UF	221	222	X(002)	Optional
Filler	223	230	X(008)	Blanks
Occurrences for Return	231	240	X(010)	Note G007

DETAIL RECORD (SEGMENT O) – RECORD TYPE = 3 - MANDATORY

FIELD NAME	POSITION		FORMAT	CONTENTS
	FROM	TO		
Bank Code	001	003	9(003)	033
Service lot	004	007	9(004)	Note G001
RECORD TYPE	008	008	9(001)	3
Sequential Number of the Batch Registration	009	013	9(005)	Note G004
Segment Code in Detail Record	014	014	X(001)	O
Movement Type	015	015	9(001)	Note G011
Movement Instruction Code	016	017	9(002)	Note G012
Bar Code	018	061	X(044)	Note N002
Name of Concessionaire / Public Agency	062	091	X(030)	Mandatory
Maturity	092	099	9(008)	DDMMYYYY
Payment Date	100	107	9(008)	DDMMYYYY
Total Payment Amount	108	122	9(013)V2	Note G022
Client Document Number	123	142	X(020)	Note G006
Bank Document Number	143	162	X(020)	Note G017
Filler	163	230	X(068)	Blanks
Occurrences for Return	231	240	X(010)	Note G007

DETAIL RECORD (SEGMENT Z) – RECORD TYPE = 3 – RETURN FILE ONLY

Optional Payment Authentication Information in Return file.

Remark: The generation of this Segment depends on the registration parameter of the agreement,

FIELD NAME	POSITION		FORMAT	CONTENTS
	FROM	TO		
Bank Code	001	003	9(003)	033
Service lot	004	007	9(004)	Note G001
RECORD TYPE	008	008	9(001)	3
Sequential Number of the Lot Record	009	013	9(005)	Note G004
Segment Code in Detail Record	014	014	X(001)	Z
Payment Authentication	015	078	X(064)	
Payment Protocol	079	103	X(025)	
Filler	104	230	X(127)	Blanks
Occurrences for Return	231	240	X(010)	Note G007

LOT TRAILER RECORD – RECORD TYPE = 5 - OBRIGATORIO

FIELD NAME	POSITION		FORMAT	CONTENTS
	FROM	TO		
Bank Code	001	003	9(003)	033
Service lot	004	007	9(004)	Note G001
RECORD TYPE	008	008	9(001)	5
Filler	009	017	X(009)	Blanks
Number of Records of the Lot	018	023	9(006)	Records Type 1, 3, 5
Sum of Values	024	041	9(016)V2	Note G021
Sum Currency Amounts	042	059	9(013)V5	Zeros
Debt Notice Number	060	065	9(006)	Note G020
Filler	066	230	X(165)	Blanks
Occurrences for Return	231	240	X(010)	Note G007

3.7. CAPTURE OF COLLECTION TITLES – RETURN FILE

LOT HEADER RECORD – RECORD TYPE = 1

To capture collection titles / DDA (Direct Debit Authorization) in Return file.

FIELD NAME	POSITION		FORMAT	CONTENTS
	FROM	TO		
Bank Code	001	003	9(003)	033
Service lot	004	007	9(004)	Note G001
RECORD TYPE	008	008	9(001)	1
Operation Type	009	009	X(001)	'I' – Informações
Service Type	010	011	9(002)	03
Filler	012	013	X(002)	Blanks
Lot Version Number	014	016	9(003)	020 (Note G031)
Filler	017	017	X(001)	Blanks
Company Registration Type	018	018	9(001)	Note G023
Company Registration Number	019	033	9(015)	CNPJ/CPF
Agreement Code at the Bank	034	053	X(020)	Note G009
Account Holding Branch	054	058	9(005)	Note G003
Branch Verifying Digit	059	059	9(001)	Optional
Bank Account Number	060	071	9(012)	Note G003
Account Verifying Digit	072	072	9(001)	Note G003
Branch Verifying Digit/Conta	073	073	X(001)	Blank
Company Name	074	103	X(030)	Mandatory
Filler	104	240	X(137)	Blanks

DETAIL RECORD (SEGMENT G) – RECORD TYPE = 3

To capture collection titles / DDA (Direct Debit Authorization) in Return file.

FIELD NAME	POSITION		FORMAT	CONTENTS
	FROM	TO		
Bank Code	001	003	9(003)	033
Service lot	004	007	9(004)	Note G001
RECORD TYPE	008	008	9(001)	3
Sequential Number of the Lot Record	009	013	9(005)	Note G004
Record Segment Code Detail	014	014	X(001)	G
Filler	015	015	X(001)	Blanks
Remittance Movement Code	016	017	9(002)	Note C001
Bar Code	018	061	X(044)	Note G008
Registration Type do Cedente	062	062	9(001)	Note C002
Number de Inscrição do Cedente	063	077	9(015)	Note C003
Transferor's Name	078	107	X(030)	Mandatory
Title Maturity	108	115	9(008)	Note C004
Nominal Value of the Security	116	130	9(013)V2	Note C005
Currency Amount	131	145	9(010)V5	Note C006
Currency Code	146	147	9(002)	Note C007
Billing Document Number	148	162	X(015)	Note C008
Collection Agency	163	167	9(005)	Note C009
Branch Verifying Digit	168	168	9(001)	Note C010
Collection Location	169	178	X(010)	Note C011
Portfolio Code	179	179	X(001)	Note C019
Title Type	180	181	9(002)	Note C020
Title Issuing Date	182	189	9(008)	DDMMYYYY
Interest on Late Payments per Day	190	204	9(013)V2	Note C012
Discount Code 1	205	205	9(001)	Note C013
Discount Date 1	206	213	9(008)	DDMMYYYY
Discount Amount/Percentage 1	214	228	9(013)V2	Note C014
Protest Code	229	229	9(001)	Note C021
Number of Days for Protest	230	231	9(002)	Note C022
Deadline for Payment of Title	232	239	9(008)	DDMMYYYY
Title Type	240	240	9(001)	Note C015

DETAIL RECORD (SEGMENT H - OPTIONAL) – RECORD TYPE = 3

To capture collection titles / DDA (Direct Debit Authorization) in Return file.

FIELD NAME	POSITION		FORMAT	CONTENTS
	FROM	TO		
Bank Code	001	003	9(003)	033
Service lot	004	007	9(004)	Note G001
RECORD TYPE	008	008	9(001)	3
Sequential Number of the Lot Record	009	013	9(005)	Note G004
Record Segment Code Detail	014	014	X(001)	H
Filler	015	015	9(001)	Blanks
Remittance Movement Code	016	017	9(002)	Note C001
Registration Type do Drawer/Avalista	018	018	9(001)	Note C002
N.º de Inscrição do Drawer/Avalista	019	033	9(015)	Note C003
Drawer Namer/Avalista	034	073	X(040)	
Discount Code 2	074	074	9(001)	Note C013
Discount Date 2	075	082	9(008)	DDMMYYYY
Discount Amount/Percentage 2	083	097	9(013)V2	Note C014
Discount Code 3	098	098	9(001)	Note C013
Discount Date 3	099	106	9(008)	DDMMYYYY
Discount Amount/Percentage 3	107	121	9(013)V2	Note C014
Fine Code	122	122	9(001)	Note C016
Effective Date of the Fine	123	130	9(008)	DDMMYYYY
Amount to be applied as a fine	131	145	9(013)V2	Note C017
Deduction Amount	146	160	9(013)V2	Valor fixo de abatimento
Message 1	161	200	X(040)	Note C018
Message 2	201	240	X(040)	Note C018

DETAIL RECORD (SEGMENT Y53 - OPTIONAL) – RECORD TYPE = 3

For Payment Type Identification when capturing collection titles / DDA (Authorized Direct Debit) in Return file.

FIELD NAME	POSITION		FORMAT	CONTENTS
	FROM	TO		
Bank Code	001	003	9(003)	033
Service lot	004	007	9(004)	Note G001
RECORD TYPE	008	008	9(001)	3
Sequential Number of the Lot Record	009	013	9(005)	Note G004
Record Segment Code Detail	014	014	X(001)	Y
Filler	015	015	9(001)	Blanks
Remittance Movement Code	016	017	9(002)	Note C001
Record Identification Optional	018	019	9(002)	53
Payment Type Identification	020	021	9(002)	Note C023
Number of possible payments	022	023	9(002)	Note C024
Type of Value Informed	024	024	9(001)	Note C025
Maximum Amount or	025	039	9(013)V2	Note C026
% Percentage			9(010)V5	
Type of Value Informed	040	040	9(001)	Note C025
Minimum Amount or	041	055	9(013)V2	Note C027
Percentage %			9(010)V5	
Filler	056	240	9(185)	

OBS: Segment developed for the New Billing Platform.

LOT TRAILER RECORD – RECORD TYPE = 5

To capture collection titles / DDA (Direct Debit Authorization) in Return file.

FIELD NAME	POSITION		FORMAT	CONTENTS
	DE	TO		
Bank Code	001	003	9(003)	033
Service lot	004	007	9(004)	Note G001
RECORD TYPE	008	008	9(001)	5
Filler	009	017	X(009)	Blanks
Number of Records of the Lot	018	023	9(006)	Records Type 1, 3, 5
Sum of Values	024	041	9(016)V2	Note G021
Sum Currency Amounts	042	059	9(013)V5	Zeros
Filler	060	240	X(181)	Blanks

3.8. FILE TRAILER RECORD – RECORD TYPE = 9

FIELD NAME	POSITION		FORMAT	CONTENTS
	FROM	TO		
Bank Code	001	003	9(003)	033
Service lot	004	007	9(004)	9999
RECORD TYPE	008	008	9(001)	9
Filler	009	017	X(009)	Blanks
Number of lots in the file	018	023	9(006)	Records Type 1
Number of records in the file	024	029	9(006)	Records Type 0, 1, 3, 5 e 9
Filler	030	240	X(211)	Blanks

4. DESCRIÇÃO DOS CAMPOS

4. FIELDS DESCRIPTION

4.1. GENERAL INFORMATION

G001. Service lot

Sequential number to uniquely identify a service lot. Created and controlled by the person responsible for the magnetic generation of the data contained in the file.

Fill in with '0001' for the first lot in the file. For the others: Number of the previous lot plus 1. The Number cannot be repeated within the file.

If the record is File Header, fill in with '0000.'

If the record is File Trailer, fill in with '9999'.

G002. Entry Form

01 = Credit in Current Account

03 = Transfers to other banks (TED CIP and TED STR) 05 = Credit in Savings Account

10 = Payment Order / Receipt

11 = Payment of Bills and Taxes with Bar Code¹

16 = Normal DARF – without Bar Code

17 = GPS - Social Security Guide – without Bar Code

20 = "Authentication" Box

22 = GARE SP ICMS – without Bar Code

23 = GARE SP DR – without Bar Code

24 = GARE SP ITCMD – without Bar Code

25 = IPVA SP, RS, PR and MG – Payment with RENAVAM

26 = LICENSING SP, RS, PR and MG – Payment with RENAVAM

27 = DPVAT SP, RS, PR and MG – Payment with RENAVAM

30 = Settlement of securities in portfolio Santander's own collection

31 = Settlement of securities from other banks

35 = Credit Order by Teleprocessing – OCT

45 = Pix Transfer/Static QR Code – Mandatory completion of Segments A and B, Segment C in case of account payment. Segments J and J52 (Pix) cannot be sent

47 = Pix QR CODE - Static and Dynamic. – Mandatory completion of Segments J and J52 (Pix). Segment B cannot be sent.

(¹) For Entry Form '11' – Payment of Bills and Taxes with Bar Code, if the FGTS tax to be paid belongs to agreements 0181 – Caixa – FGTS Collection – Recursal Collection (418) or Philanthropic (604), it is Mandatory to fill in the Complementary Tax Information in Segment W..

G003. Branch, Account and Bank Account Codes and VD Debit account and beneficiary account (in the case of CC, Savings, TED or Pix) must be filled in with the DV in POSITION 71 (debit account in the file/batch header) or 42 (Credit account in Segment A).

If the beneficiary of a TED is a Financial Institution or if the purpose of the TED is Judicial (TED Jud), the branch and credit account information are optional. For the other types of beneficiary, the information is mandatory (see Note G029).

Beneficiary account (Pix or TED) with a letter must be replaced by '0' (zero). For OP payment, the branch field must be Completed with:

- Zeros to make withdrawals available across the entire branch network.

-Branch number to make withdrawals available only at the indicated branch. It is also necessary that the agreement is properly configured for “branch lock”, otherwise the withdrawal will always be available at the entire branch network..

For payment by cash, it is mandatory to indicate a valid branch to which the physical document will be sent for authentication at the cashier.

For payment of Taxes and Concessionaires with Bar Code, inform the debit account details of the agreement.

G003A- Credited Payment Account Number

When using the Payment Account, **DO NOT** inform the agency and Credit account in Segment A - fields between positions 024 to 043).

G004. Sequential Number of the Lot Registration

Number adopted and controlled by the company responsible for the magnetic generation of the data contained in the file, to identify the sequence of records forwarded in the batch.

It must always be initialized to '00001', in each New batch.

G005. Currency Type

Use 'BRL' (Real).

G006. Client Document Number (Your Number))

Number assigned by the Company (Payer) to identify the Payment document (Invoice, Promissory Note, etc.).

ATTENTION! If the dupliCity review parameter for each commitment is active in the agreement, the information 'Client Commitment Number' + 'Supplier CPF/CNPJ' + 'Payment Date' + 'Value' of each payment becomes the key for dupliCity review against other appointments in the agreement..

G007. Occurrence Code for Return

Code adopted to identify the occurrences detected in the processing.

Up to 5 occurrences can be reported simultaneously, each one coded with two digits, according to list 5 - OCCURRENCE CODES FOR RETURN.

In the Remittance file, fill in with “BLANKS”

G008. Composition of the Bar Code of the billing slip

Below is an example of converting the typeable line to FORMAT Bar Code.

		033-7	03399.81458 82200.000006 00002.101012 4 71860000010000		
Local de Pagamento: PAGAVEL PREFERENCIALMENTE NO BANCO SANTANDER					Vencimento 10/06/2017
Beneficiário EMPRESA ABC SA CNPJ 11.111.111/1111-11 AV. MARACA 3785 - VILA GUARANI - SÃO PAULO - SP - CEP 04315-999					Agência/Código Beneficiário 3501 / 8145822
Data do documento 29/05/2017	No. do documento TESTE-Z	Espécie doc. DS	Aceite NAO ACEITO	Data Processamento 29/05/2017	Nosso Número 00000000000021
Uso do Banco	Carteira RAPIDA C/REG	Espécie Moeda REAL	Quantidade	(x) Valor 0,00	(=) Valor do Documento 100,00
Instruções COMISSAO DE PERMANENCIA AO DIA R\$ 0,07 CONCEDER ABATIMENTO DE 5,00 CONCEDER PRIMEIRO DESCONTO DE 10,00 ATE 10/06/2017 COBRAR MULTA DE 1,00 APOS 10/06/2017					(-) Descontos/Abatimento
					(+) Mora/Multa
					(=) Valor Cobrado
- 2ª via impressa via Internet Banking em 29/05/2017					Ficha de Compensação
Pagador: CIA DEFGH LTDA CNPJ 22.222.222/2222-22 AV. MARACA 3785 - VILA GUARANI - SÃO PAULO - SP - CEP 04315-999					Código de Baixa
Sacador/Avulista					Autenticação Mecânica

Typeable line detail.

A		B	C																		D	E																					
0	3	3	9	9	8	1	4	5	8	8	2	2	0	0	0	0	0	6	0	0	0	0	2	1	0	1	0	1	2	4	7	1	8	6	0	0	0	0	1	0	0	0	0
					F											G											H																

	Conteúdo exemplo acima	Descrição	Posições		
			Linha Dig.	Cód. Barra	Lay Out
A	033	Código do banco destino	01 a 03	01 a 03	18 a 20
B	9	Código da moeda (9 = Real)	4	4	21
C	9814588220000000600002101012	Campo livre	05 a 32	20 a 44	37 a 61
D	4	Dígito verificador do código de barras	33	5	22
E	71860000010000	Fator vencimento e valor	34 a 47	06 a 19	23 a 36
F	8	DV 1º grupo (desprezado no cód. barra)	10		
G	6	DV 2º grupo (desprezado no cód. barra)	21		
H	2	DV 3º grupo (desprezado no cód. barra)	32		

1. To compose the Bar Code, in block C the DVs shown in F, G and H must be disregarded.
2. Field E must always be Completed with 14 numeric characters. If it is less, align the data to the right and complete with zeros on the left.

Following the table, we have the following Bar Code to be informed in the Remittance:

A	B	E														C																								
0	3	3	9	4	7	1	8	6	0	0	0	0	0	1	0	0	0	9	8	1	4	5	8	2	2	0	0	0	0	0	0	0	0	0	2	1	0	1	0	1

G009. Supplier Payment Agreement Code at the Bank

Code adopted by the Bank to identify the Contract between it and the Client Company te.

BBBBAAAACCCCCCCCCCCC

BBBB = Bank Number "033" AAAA =

Branch Code (sem DV)

CCCCCCCCCCCC = Agreement Number (right-aligned with leading zeros)

G010. File Sequential Number

Sequential number adopted and controlled by the person responsible for generating the file to order the disposition of the forwarded files. Evolve a sequential number for each File Header.

ATTENTION! If the 'Sequential for Testing' feature has been contracted, it is necessary to send a number starting from 11, because if it is between 1 and 10 the Remittance will be processed in test. .

G011. Movement Type

0 = Indicates INCLUSION

3 = Indicates REFUND (only for Return) 5 = Indicates CHANGE

8 = Indicates INCLUSION COMPROR*

9 = Indicates EXCLUSION

(*) Para a efetivação de pagamentos via Compras Eletrônicas, é necessária contratação e aprovação conforme regras do produto.

G012. Movement Instruction Code

00 = Inclusion of Released Detail Record

09 = Inclusion of Blocked Detail Record Pending Authorization

10 = Change of Payment from Released to Blocked (Blocking)

11 = Change of Payment from Blocked to Released (Unblocking) 14 = Payment Authorization

33 = Reversal due to Return from Centralizing Chamber (only Movement Type = 3)

G013. TED Purpose Codes

G013 A - TED Purpose Code

Code adopted by the Central Bank to identify the purpose of the TED.

Use the purpose codes for the client, available on the website of the Central Bank of Brazil (www.bcb.gov.br).

Examples of some of the purposes of transfers to client accounts: (Sender, individual or non-financial company client, issues TED to beneficiary, individual or non-financial company)

- 00001 - Payment of Taxes and Fees
- 00002 - Payment to Public Service Concessionaires
- 00003 - Dividend Payment
- 00005 - Payment to Suppliers

- 00006 - Payment of Fees
- 00007 - Payment of rent and condominium fees
- 00008 - Payment of invoices and bills
- 00009 - Payment of school fees
- 00010 – Account credit

- 00012 – Judicial Deposit
- 00101 – Alimony
- 99999 – Others

For other TED purposes (transfer to a client account, transfer to a financial institution account, etc.), check the website www.bcb.gov.br, → National Financial System → Electronic Data Communication → Services → Auxiliary Documents → Domain Dictionary.

(source: www.bcb.gov.br in November/2014). This search path on the Bacen website, as well as the Contents of this table, may be modified at any time, without prior notice, since it is the responsibility of the Central Bank of Brazil.

G013 B - Complementary Purpose Code

Identification of the Beneficiary's Account Type.

Used to indicate whether the Credit Account Type informed for TED and Pix payment methods is Current Account or Savings Account, where:

- **CC** = Type de Conta de Credit é Conta Corrente
- **PP** = Credit Account Type is Savings

NOTE: If no value is entered in this field, "CC" will be assumed.

G014. Centralizing Chamber Code

000 = CC

009 = Pix

018 = TED CIP

810 = TED STR

888 =TED CIP or STR. Used when the Credit Financial Institution does not have a Code in the Clearing House. (Note G030)

If the Beneficiary of the TED is a Financial Institution, use 810-TED STR.

G015. Service Type

Code adopted by FEBRABAN to indicate the Service Type contained in the file/batch. 03

= Electronic Block

10 = Dividend Payment

14 = Inquiry of Taxes to be Paid to DETRAN (SP, RS, PR and MG) with RENAVAM (details Note N013) 20 = Supplier Payment

22 = Payment of Bills, Taxes and Duties

23 = Interoperability between Payment Institution Accounts 29 = Drawer's Claim

50 = Payment of Insured Losses

60 = Payment of Traveler Expenses in Transit 70 = Authorized Payment

75 = Payment to Accredited Persons

80 = Payment to Authorized Representatives/Sellers 90 = Payment of Benefits

98 = Miscellaneous Payments

ATTENTION! If the agreement is configured with the debit consolidation methods 'CONSOLIDATED BY TOTAL', 'CONSOLIDATED BY YOUR NUMBER' or 'CONSOLIDATED BY PAYMENT TYPE AND SERVICE TYPE', the payments will be debited with the same literal as the Service Type indicated in the batch. For the options 'NOT CONSOLIDATED' or 'CONSOLIDATED BY PAYMENT TYPE', the Service Type is ignored and the debits are made with fixed histories.

G016. Message 1 / 2

Text referring to messages that will be printed on documents and/or notices to be issued in the “Service Type Supplement” field.

In the payment of OP/Receipt, the Information is printed on the receipt issued at the cashier.

Information 1: Generic. When informed, it will appear on all notices and/or documents originating from the details of this batch. **Informed in the Lot Header.**

Information 2: Specific. When informed, it will appear only on that notice or document identified by the detail. Informed in Segment A. For commitments that do not have this Segment, it will always be necessary to use Information 1 in the Lot Header.

When the objective is to send a Judicial TED (TED Jud), in addition to including the domain “J” in field 232 of Segment B, and purpose 00012 (Note G013 B), it will be Mandatory to format Information 2 as follows:

POSITION		FORMAT	CONTENTS
FROM	TO		
178	180	X(003)	“JUD”
181	198	9(018)	Process Id
199	212	9(014)	CNPJ/CPF of the defendant, aligned to the left
213	217	9(005)	Filler

G017. Bank Document Number (Our Nosso Number)

Number assigned by the Bank to identify the release, which will be used in its maintenance.

G018. Notice to Beneficiary

0 = Does not issue a warning

G019. History Code for Credit

History code for Credit in the beneficiary's account (only for Credit in Current Account or Credit in Savings Account).

The agreement must have the “File History” option activated.

If the field is sent with zeros, the default option registered in the agreement will be adopted. .

0013 = DIVIDEND CREDIT

0091 = CLAIM PAYMENT - INSURED

0109 = PAYMENT FOR TRANSIT EXPENSES OF TRAVELER

0137 = PAYMENT FOR AUTHORIZED REPRESENTATIVES/SALESMEN

0183 = PAYMENT TO SUPPLIERS

0197 = RETURN OF RELEASE

0295 = ACCREDITED PAYMENT OF CONV LOAN

2060 = TRANSFER SAME OWNERSHIP

0367 = ALIMONY PAYMENT
0491 = PENSION REDEMPTION
0493 = PENSION BENEFIT PAYMENT

0495 = SOCIAL SECURITY CONTRIBUTION REFUND
0070 = BALANCE TRANSFER
2214 = MISCELLANEOUS CREDITS
8051 = RECEIPT VIA SUPPLIER PAYMENT
2039 = MISCELLANEOUS PAYMENT - SUPPLIER
2644 = ASSISTANCE GRANT

For customers who have parameterized debit consolidations 'CONSOLIDATED BY TOTAL', 'CONSOLIDATED BY NUMBER' or 'CONSOLIDATED BY PAYMENT TYPE AND SERVICE TYPE', the same Service Type used in the debit will be used as the Credit history in the favored account.

Debit consolidations 'NOT CONSOLIDATED' or 'CONSOLIDATED BY PAYMENT TYPE' consider the history parameterized in the agreement as the Credit history.

If a history code is provided in any of the 5 forms of debit consolidation, this will be considered for Credit in the favored account..

G020. Debit Notice Number

Number assigned by the Bank to identify a debit made to the Current Account from the payment(s) made, in order to facilitate Bank Reconciliation.
In the Remittance file, fill in with "ZEROS"

G021. Sum of Values

Value obtained by Sum of Values of Credits/Payments of detail records (Type 3 Records/Segments A, B, I, J, N or O)

G022. Actual Value of Payment Made.

Total value of the Payment, expressed in current currency.

G023. Company or Beneficiary Registration Type

Code that identifies the Company Registration Type or Individual before a government institution.

0 = Exempt / Not informed
1 = CPF
2 = CNPJ

Completing this field is mandatory for Entry Form "03" (TED).

If the agreement has a critical ownership with rejection for Credit in Current Account and Savings Account, submission also becomes mandatory..

G024. OCT Code

Optional field for the client. If it is an identified OCT, the system will overwrite it with a Number controlled by the system.

For standard OCT, the Number assumed will be the one informed by the client;

G025. Purpose Description

Optional for standard OCT; Mandatory for identified OCT;

G026 - Remittance Movement Code Field

Fill with ZEROS.

G027 - Drawee/Debtor Data

For the payment of bank bills, the Drawee's information will be obtained from the supplier payment agreement registration.
For Dynamic Pix QR Code, the QR Code data will be used (which was registered with the issuing bank).)

G028 – Beneficiary name/Receiver

Para o pagamento de títulos bancários, o Beneficiary name no Segment J52 não será utilizado, pois o mesmo é obtido do Segment 'J' do campo "Beneficiary Name";

G029 – TED to Financial Institution

Field used to identify whether the beneficiary of a TED is a Financial Institution.

Domains :

S = Use when the beneficiary/beneficiary of a TED is a Financial Institution. In this case, the beneficiary's branch and account information are optional (Note G003)

J = Use when the objective is to send a Judicial TED (TED Jud). In this case, the beneficiary's branch and account information are optional (Note G003). In addition to including this domain, to make a TED Jud it will be necessary to observe what is provided in Note G016.

N = Use when the beneficiary/beneficiary of a TED is not a Financial Institution. In this case, the beneficiary's branch and account information are mandatory (Note G003)

If no value is entered in this field, "N" will be assumed, requiring the beneficiary's agency and account information.

G030 – Identification of FI in SPB

The ISPB code is a code adopted by the Central Bank of Brazil to identify Financial Institutions in the Brazilian Payment System.

To send TED to Financial Institutions that do not have a Clearing Code, such as Financial Institutions, Brokerage Firms or Credit Unions, the Institution's ISPB Code Information will be required..

ATTENTION: This information is to identify the TED Destination Bank and not the beneficiary/Beneficiary..

In addition to the ISPB Code Information, the Clearing House code equal to 888 (Note G014) must be entered in Segment A POSITION 018 to 020.)

The ISPB Code can be obtained from the website of the Central Bank of Brazil www.bcb.gov.br, → Profiles Menu → Financial Institutions → STR–Reserve Transmission System → List of STR Participants

(source: www.bcb.gov.br in November/2014). This search path on the Bacen website may be changed at any time, without prior notice, since it is the responsibility of the Central Bank of Brazil.

G031 – Lot Version Number for Motion Return File.

Segment A = 031
Other Segments = 030
Electronic Drawee (Segments G, H and Y53) = 020

G032 - Initiation Form

For the Type “Entry Form” equal to PIX, use the following domain.

Domain:

“01” – Pix Key – Type Telephone
“02” – Pix Key – Type Email
“03” – Pix Key – Type CPF/CNPJ
“04” – Random Key
“05” – Bank details –

NOTE: For domain “05” – Bank details – the same details provided in Segment A – POSITION 21 to 43 will be used if the Bank Code is provided.

If the Bank Code is not provided, but the ISPB code will be used in Segment A – POSITION 24 to 43 and in Segment B – POSITION 233 to 240.

G033 – Information 10

TXID Information, this is an Optional field, which should only be Completed for Pix payment in QR Code mode.

For Static QR Code fill in with TO 25 digits

For Dynamic QR Code, Segments A and B should not be used.

G034 - Information 11

Free field Optional. Information for Receiver.

G035 – Information 12

For the initialization forms:

“01” – Pix Key – Type Telephone. Example - +5511999999999 (“+” “55” DDD and Telephone Number)

“02” – Pix Key – Type E-mail. Example – meuemail@meuemail.com

“04” – Random Key. Example - 9a9kk9s9-a12a-bkkb-22m2-9t9931fa9939

Inform the key that should be used to make the transfer (E-mail, telephone or random key of the beneficiary))

For the initialization forms:

“03” – Pix Key – CPF/CNPJ Type – must be the same Document Number informed in Segment B (PIX) – POSITION 019 to 032. Example – for CPF: 999999999999 / for CNPJ: 99999999999999 “05” – Bank details – Fill in as below:

Account Type – (2 digits): “01”

– Current Account

“02” – Payment Account

“03” – Savings Account

If not Completed, it will be considered as Type “01” - current account.

If Type “02 – Payment Account” is Completed, it will be Mandatory to send Segment C.

G036 – identification key (TXID)

It should not be Completed in the Remittance file.

In the transaction (settlement) file, the TXID Number Information of the paid commitment will be returned.

G037 – Beneficiary name/Receiver

The field must be completed with the name of the beneficiary/receiver of the QR Code. The name will be used when scheduling the appointment, but if the name is different from the one registered in the QR Code, it will be updated in the transaction file (settlement).

Example of using the Beneficiary name/Receiver:

Name sent in the file - Tierras Dello V Negro Name registered in the QR Code – Tierras Del Vale Negro

Use:

- Review file - Tierras Dello V Negro
- Scheduling consultation – Tierras Dello V Negro
- Consultation after payment – Tierras Del Vale Negro
- Movement file (settlement) - Tierras Del Vale Negro
- Proof of payment - Tierras Del Vale Negro

G038 – QR Code Payment Details

The fields must be filled in with:

Maturity - DDMMYYYY or ZEROS Nominal Value of the Security - ZEROS

Discount Value + Rebate - ZEROS Amount Fine + Interest – ZEROS

These fields can be completed when generating the transaction file (settlement), if there is data informed/registered in the Dynamic QR Code.

G039 – Payment Value

To make a payment using a Dynamic QR Code, it is possible to validate the value before payment.

If the option is to validate the value, the “Payment Value” field must be Completed with the value to be paid, i.e., “Different from zeros”. Once Completed, it will be validated with the QR Code registration value. If the value is different, the commitment will not be paid.

If it is Completed with “zeros”, the QR Code will be paid for the value that the QR Code was registered with by the issuer (Total Value*).

The following rule applies:

If the field is Completed with zeros

The payment will be made for the value registered by the QR Code issuer, i.e., for the Total Value*. In this case, the value to be paid will not be validated.

If it is Completed with the value to be paid (Different from zeros)

The “Payment Value” field must be Completed with the Total Value*. If there is a discrepancy between the amount sent in the file and the amount registered in the QR Code, the payment will not be made.

There is an exception, if the QR Code has been registered by the issuer to be paid with a different amount and it is within the payment rules, in which case it can be paid for the amount sent in the “payment amount” field.

*Total Amount = Nominal Amount + Interest + Fine + Charge – Discount – Rebate. Some QR Codes only have the Nominal Amount.

G040 – Receiver

To make a payment using the Dynamic QR Code, it is possible to validate or not the ownership of the Pix Receiver.

If the option is to validate the ownership, the CPF/CNPJ Number (in full) must be entered in the file. In this case, if the number of the document entered is not the same as the issuing Receiver registered in the QR Code, the payment will not be made.

To perform the validation, it will be necessary to fill out the file as follows::

- Registration Type - “1” for CPF or “2” for CNPJ
- Receiver's CPF/CNPJ – The Receiver's Document Number.

To ensure that the Receiver's document number is not validated, fill it out as follows::

- Registration Type - “0” (zero)
- Receiver's CPF/CNPJ – “0” (zeros)

G041 – ADDRESSING KEY

To pay with a Dynamic QR Code, you must use the URL (copy and paste) that was sent by the Receiver. Its use should follow the same format as the example below:

QR Code with maturity

00020101021226900014br.gov.bcb.pix2563pix.santander.com.br/qr/v2/cobv/98b66402-9999-47b2-b75a-9999f1e5bc9b52040000530398654041.005802BR5925SODRO BENTO FILHO6009SAO PAULO62070503***63043DA5

Send in file: <pix.santander.com.br/qr/v2/cobv/98b66402-9999-47b2-b75a-9999f1e5bc9b>

Immediate QR Code :

00020101021226850014br.gov.bcb.pix2563pix.santander.com.br/qr/v2/e2bcd46-0f01-47b5-9999-2e7cccd3671b520400005303986540510.005802BR5925SODRO BENTO FILHO6009SAO PAULO62070503***63044B55

Send in file: <pix.santander.com.br/qr/v2/e2bcd46-0f01-47b5-9999-2e7cccd3671b>

Another way to identify the Payload is through its size, where the 2 characters after “br.gov.bcb.pix25” will indicate which characters should be sent in the file; in the two examples above, they are marked in blue. Using the Immediate QR CODE as an example, the 63 characters after Number 63 should be sent in the file, that is, the ones marked in gray.

This payment method is the one that should be used to pay the FGTS Digital. The payment rule is the same as the one indicated above, but if the guide is consulted directly on the FGTS Digital website, the Payload Location can be used as per the example below.:



MINISTÉRIO DO
TRABALHO
E EMPREGO



PIX Copia e Cola:

Payload Location:

gln-grnd-h.mn.gov.br/qr/v2/cobv/537m3e72446119652a644cccc6326326400005303986540510.005802BR5925SODRO BENTO FILHO6009SAO PAULO62070503***63044B55

More information regarding FGTS Digital should be obtained directly from the government website: <https://fgtsdigital.sistema.gov.br>

ATTENTION: This ADDRESSING KEY FORMAT is exclusive for Dynamic QR Code payments, including Digital FGTS, through Payload Location.

4.2. ELECTRONIC DRAWEE / DDA

C001. Remittance Movement Code

Code adopted to identify the Type of movement in the Return file records. 01 = Entrada

de Titles without scheduling
02 = Request for Discharge
03 = Protest for Bankruptcy Purposes 04 = Granting of Discount
05 = Cancellation of Discount 06 = Change in Due Date
07 = Granting of Discount
08 = Cancellation of Discount 09 = Protest
10 = Suspend Protest and Discharge Title
11 = Suspend Protest and Keep in Portfolio
12 = Change in Interest on Arrears
13 = Waive Collection of Interest on Arrears
14 = Change in Fine Amount/Percentage
15 = Waive Collection of Fine
16 = Change in Discount Amount
17 = Do not grant Discount
18 = Change in Discount Amount
19 = Deadline for Receipt - Change
20 = Deadline for Receipt - Waive
21 = Change the number of the security given by the assignor
22 = Change the participant control number
23 = Change the drawee's data
24 = Change the drawer/guarantor's data
30 = Refusal of the drawee's claim
31 = Change of other data
33 = Change of credit apportionment data
34 = Request to cancel credit apportionment data
35 = Request to withdraw automatic debit scheduling
40 = Change of portfolio
41 = Cancel protest
42 = Change of security type
43 = Transfer of portfolio/collection method
44 = Change of collection contract
45 = Negative listing without protest
46 = Request to cancel negative security without protest
47 = Change of nominal value of the security
48 = Change of percentage/minimum value
49 = Change in percentage/maximum value
75 = Entry of blocked securities
76 = Entry of securities according to agreement

C002. Company Registration Type

Code that identifies the Company Registration Type or Individual before a government institution.

0 = Exempt / Not informed
1 = CPF
2 = CNPJ
3 = PIS / PASEP
9 = Others

Completing this field is Mandatory for Entry Form = 03, 41 or 43 (DOC / TED / Pix).

C003. Company Registration Number

Company Registration Number or Individual with a Government Institution. When the Registration Type is equal to zero (not informed), fill in with zeros.

C004. Title Maturity

Title Collection Maturity. "In Cash" = fill in with 11111111
"Counter-presentation" = fill in with 99999999
Use the FORMAT DDMMYYYY, where: DD = day / MM = month / YYYY = year

C005. Nominal Value of the Security

Original value of the collection document.
When the value is expressed in current currency, use 2 decimals. When the value is expressed in variable currency, use 5 decimals.

C006. Amount of Currency

Number of units of the Currency Type identified for calculating the Document Value.

C007. Currency Code

Code adopted by FEBRABAN to identify the currency referenced in the Title
01 = Reserved for Future Use
02 = Commercial US Dollar (Sale)
03 = Tourism US Dollar (Sale)
04 = ITRD
05 = IDTR
06 = Daily UFIR
07 = Monthly UFIR
08 = FAJ-TR
09 = Real

C008. Billing Document Number

Number adopted and controlled by the Customer to identify the collection document.

Information used by Banks to reference the identification of the document subject to collection. It may contain the Duplicate Number, in the case of collection of duplicates; Policy Number, in the case of collection of insurance, etc.

C009. Collection Agency

Code adopted by the bank responsible for the collection, to identify the bank responsible for collecting the title.

Information Optional, if absent it will be assigned by ZIP CODE.

C010. Branch Verifying Digit

Code adopted by the Bank responsible for the current account, to verify the authenticity of the Branch Code.

C011. Collection Location

Text referring to the name of the Agency (place) where the collection title will be charged.

C012. Default Interest Per Day / Rate

Amount or percentage of the value of the title to be charged as interest on arrears.

C013. Discount Code 1 / 2 / 3

Code adopted by FEBRABAN to identify the type of discount that should be granted. When choosing value, the three discounts must be expressed in values. Likewise, when choosing percentage, the three discounts must be expressed in percentages.

Domain :

1 = Fixed Value TO the Date Provided

2 = Percentage TO the Date Provided

3 = Value for Advance Payment on a Calendar Day

4 = Value for Advance Payment on a Business Day

5 = Percentage of the Nominal Value on a Calendar Day

6 = Percentage of the Nominal Value on a Business Day

7 = Cancellation of Discount

For codes '1' and '2', the Data Information will be Mandatory.

For code '7', it will only be valid for movement code '31' - Data Change

C014. Discount Amount / Percentage 1 / 2 / 3

Amount or percentage of discount to be granted on the collection title.

C015. Title Type

0 = Non-DDA Title

1 = DDA Title

C016. Fine Code

Code adopted by FEBRABAN to identify the criterion for payment of a pecuniary penalty, to be applied for late payment of the collection document.

- 1 = Fixed Value
- 2 = Percentage

C017. Amount or Percentage to be Applied

Amount or percentage of fine to be applied to the value of the collection document, for late payment.

C018. Message 1 / 2

Text referring to messages that will be printed on all blocks related to the same batch. These fields will not be used in the Return file..

C019. Wallet Code

Code adopted to identify the characteristics of the titles within the collection methods available at the bank.

- 1 = Simple Charge
- 2 = Linked Charge
- 3 = Secured Charge
- 4 = Discounted Charge

C020. Title Type

Code adopted to identify the Billing Title Type.

C021. Protest Code

Code adopted to identify the Type of term to be considered for the protest.

- 1 = Protest Calendar Days
 - 2 = Protest Business Days
 - 3 = Do Not Protest
 - 9 = Automatic Protest Cancellation
- (Only valid for Remittance Movement Code = '31')

C022. Number of Days for Protest

Number of days after Maturity to initiate the collection process via protest.

C023. Payment Type Identification

Optional Registration for Payment Type Identification:

01 = Accepts any amount

02 = Between the minimum and maximum

03 = Does not accept payments with different amounts

C024. Number of possible payments

Identify the Number of possible payments: 01 to 99.

C025. Type of Value Informed

Identify the Type of Value Informed, which can be:

1 = Percentage %

2 = value in reais.

C026. Maximum value / percentage of the title

Identify the Maximum Amount or maximum percentage of the title.

C027. Minimum value / percentage of the title

Identify the Minimum Amount or minimum percentage of the title.

4.3. DUTIES AND TAXES

N001. Tax Revenue Code

For GPS, the revenue code must be obtained through the “GPS Completion Manual”, which can be found on the INSS website at <http://www.mpas.gov.br/>

For Normal DARF, the tax/tribunal revenue code can be obtained at the Federal Revenue Service agencies or through the website <http://www.receita.fazenda.gov.br/>

For GARE SP (ICMS/DR/ITCMD), obtain information on the São Paulo Finance Department website at <http://www.fazenda.sp.gov.br/>

For payment of IPVA, DPVAT and Licensing, paid by RENAVAL and payment of FGTS (Bar Code) fill in with ZEROS.

N002. Bar Code

Refers to the Bar Code captured by an optical reader (Information in the upper right and/or in the center of the lower part of the document).

If captured by typing the numerical representation contained in the boxes located in the upper part of the Bar Code, pay attention to checking the verification digit of the fields, and convert to Bar Code. The DV of each numeric box (positions 12, 24, 36 and 48) must be disregarded.).

ATTENTION! The taxes and concessions that can be collected through the bar code are:

- Federal Taxes: GPS, Simples Nacional, DARF, FGTS, DPVAT, INFRAERO and Airport Tax, etc.;
- State Taxes: IPVA, GNRE, GARE-ICMS Import, DARE, DAE, DAR, Traffic Fines, etc.;
- Municipal Taxes: IPTU, ISS, Fines, Fees, etc.;
- Concessionaires: Electricity, Gas, Telephone (landline and postpaid), Water, Cable TV, etc.

The list of taxes and concessionaires that can be paid at Santander is available on the website www.santander.com.br in the path:

Legal Entity > select Segment > ‘Services’ menu > ‘Tax and Concessionaire Payments’ option;

In addition to the payment methods and payment channels, on this same page the Bank provides a list of City Halls and Companies that have agreements with the Collection and Automatic Debit services.

The list may be changed at any time according to negotiations between public agencies, concessionaires and the bank, without prior notice..

N003. Taxpayer Identification Type

Consider all possible identification types.

1 = CPF

2 = CNPJ

3 = NIT / PIS / PASEP

4 = CEI

6 = NB

7 = Title Number

8 = DEBCAD

9 = REFERÊNCIA

N004. Taxpayer Identification

Taxpayer identification code according to the Identification Type Information (N003).

N005. Assessment Period / Competence

Month and year of reference/tax jurisdiction. Use the FORMAT MMYYYY, where MM = Month and YYYY = Year.

N006. Type of Information

Identifies how the data contained in the Information 1 and 2 fields are used, namely:

1 = for company use (the bank will not validate, store or process this data)

9 = for use as supplementary tax information (the bank will not validate, store or process this data)

N007. Additional Tax Information

Complementary use for tax payment.

N008. State/Federation Unit

Enter the abbreviation of the State component of the Address used for mail delivery.

In the case of DETRAN payments (IPVA, DPVAT, Licensing), "SP", "PR" or "MG" must be entered, depending on the UF in which the vehicle is registered. If a UF other than "SP", "PR" or "MG" is entered, the record will be Rejected in the file review, returning the code "AJ". If the UF is not entered, the system will assume it is "SP".

N009. City Code

Enter the City Code in which the vehicle is registered. Obtain this information from the Vehicle Registration and Licensing Certificate – CRLV.

N010. Vehicle License Plate

Vehicle License Plate. Use FORMAT LLLNNNN,

onde: LLL= LETTERS
NNNN: NUMBERS

N011. Payment Option

- 1 = Single Installment with Discount
- 2 = Single Installment without Discount
- 3 = Installment No. 1
- 4 = Installment No. 2
- 5 = Installment No. 3
- 6 = Installment No. 4
- 7 = Installment No. 5
- 8 = Installment No. 6

OBS.: For entry forms 26 (Licensing) and 27 (DPVAT), it is mandatory to use:

- Code = 5 when the state is SP or MG.

When the state is PR, use:

- Code = 1 for payment of Licensing (26) of the current or current + previous fiscal year.
- Code = 2 for payment of Licensing (26) of previous fiscal years.
- Code = 3 for payment of DPVAT (27) of the current or current + previous fiscal year.
- Code = 4 for payment of DPVAT (27) of previous fiscal years.

N012. CRLV Withdrawal Option

Vehicles licensed by DETRAN SP

1 = Post Office (CRLV will be sent by the collecting agency). For this option, the fee for sending the document by mail must be added to the Total Payment Amount (POSITION 096 to 110 of Segment N).

2 = DETRAN/CIRETRAN (CRLV must be collected from the issuing agency by the owner or legal representative)

Vehicles licensed by DETRAN MG and DETRAN PR

0 (CRLV will always be sent by the collecting agency via mail)

DETRAN SP:

For advance licensing, the withdrawal option 1 = Mail is mandatory

N013. IPVA, DPVAT and Licensing queries (from SP, PR and MG) by exchanging files

It is possible to send a Remittance file requesting queries of the updated IPVA, DPVAT and Licensing values. To do so, in addition to the Service Type "14" in the Lot Header Record of Segment N (see Note G015), the following procedures must be performed:

- IPVA and DPVAT, it is mandatory to fill in RENAVAL, Fiscal Year and Payment Option fields.

When the state is PR, in addition to the information above, use:

- Code = 1 for payment of Licensing (26) of the current fiscal year or current + previous ones.
- Code = 2 for payment of Licensing (26) of previous fiscal years.

- Licensing, it is mandatory to fill in RENAVAL Number and Fiscal Year.

When the state is PR, in addition to the information above, use:

- Code = 3 for payment of DPVAT (27) for the current or current + previous fiscal year.
- Code = 4 for payment of DPVAT (27) for previous fiscal years.

- For any type of tax, the value must be completed with zeros.

Regarding state information, observe the rule in item N008.

Example of the main occurrence codes for the query return file:

- When RENAVAM is OK for payment - BD
- When RENAVAM was not found or duplicity - AD
- RENAVAM not available for payment - IJ

Return of query information regarding DETRAN-SP and DETRAN-PR will be in the Movement file.

Return of query information regarding DETRAN-MG will be in Criticism file.

N014. Tax Identification Code

- '16' = Tax – DARF NORMAL
- '17' = Tax – GPS (Social Security Collection Slip)
- '22' = Tax - GARE-SP ICMS
- '23' = Tax - GARE-SP DR
- '24' = Tax - GARE-SP ITCMD
- '25' = Tax – IPVA – SP, RS, PR e MG
- '26' = Tax – Licensing – SP, PR and MG
- '27' = Tax – DPVAT – SP, PR and MG

N015. RENAVAM and New RENAVAM

Somo licensed new vehicles, from 2013 onwards, may have RENAVAM number consisting of up to 11 characters/digits.

Details on the processing of these two fields in Segment N, in the Remittance and Return files.

REMITTANCE FILE:

The processing of RENAVAM (139 to 147) and New RENAVAM (163 to 174 DPVAT and IPVA or 164 to 175 Licensing) files in Segment N will be:

Number of RENAVAM	RENAVAM (9 digits)	New RENAVAM (11 digits)	Field to be considered
9 digits	Completed	Completed	New RENAVAM
9 digits	Completed	Zeros or Blanks	RENAVAM
9 digits	Zeros or Blanks	Completed	New RENAVAM
11 digits	Zeros or Blanks	Completed	New RENAVAM
9 and 11 digits	9 digits	11 digits	New RENAVAM
12 digits	Zeros or Blanks	12 digits	Rejects

Duplicity scheduling consistency:

- IPVA: Agreement + Payment type IPVA + RENAVAM + Fiscal Year + Payment Option (e.g.: 1st Installment)
- DPVAT: Agreement + Payment type DPVAT + RENAVAM + Fiscal Year
- LICENSING: Agreement + Payment type LICENSING + RENAVAM

RETURN FILE

For the Return of the RENAVAM (139 to 147) and New RENAVAM (163 to 174 DPVAT and IPVA or 164 to 175 Licensing) fields in Segment N, the first 3 positions of the RENAVAM that was paid will be checked:

3 initial positions of RENAVAM paid	RENAVAM field	NEW RENAVAM field
Same as "000"	Returns data	Returns data
Different from "000"	"000000000"	Returns data

The Return of this Information will be processed as such for both commitments included online and those included by file exchange.

5. CÓDIGOS DE OCORRÊNCIA PARA RETORNO

4.4. OCCURRENCE CODES FOR RETURN

Field where CLIENT will be informed of the result of the Remittance processing.

This field is completed by the BANK and made available to the CLIENT in the Criticism Return files (acceptance or rejection of the record) and movement (payment, refund, cancellation of the commitment).

It must be completed with Zeros or Blanks in the Remittance file.

Up to five (5) occurrences may be returned for the same record

00	Credit ou Debit Effected
01	Insufficient Funds - Debit Not Effected
02	Credit ou Debit Canceled by Payer/Creditor
03	Debit Authorized by Branch - Effected
AA	Invalid Control
AB	Type of Operation Invalid
AC	Service Type Invalid
AD	Entry Form Invalid
AE	Type/Number of Enrollment Invalid (generated in criticism or to report rejection)*
AF	Agreement Code Invalid
AG	Branch/Current Account/DV Invalid
AH	Sequential Number of the Batch Registration Invalid
AI	Detail Segment Code Invalid
AJ	Movement Type Invalid
AK	Beneficiary/Depository Bank Clearing House Code Invalid
AL	Beneficiary, Payment Institution or Depository Bank Code Invalid
AM	Beneficiary Current Account Holding Branch Invalid
AN	Beneficiary Current Account/DV /Payment Account Invalid
AO	Beneficiary Name not Informed
AP	Entry Date Invalid/Due Date Invalid/Payment Date not Allowed.
AQ	Currency type/amount invalid / Different Layout (Pix)
AR	Invalid/Different/Zeroed Entry Value
AS	Notice to Beneficiary – Invalid Identification
AT	Enrollment Type/Number of the Beneficiary/Taxpayer Invalid or Different
AU	Beneficiary Street not Informed
AV	Beneficiary's place number not informed
AW	Beneficiary City not informed
AX	ZIP CODE/Complement of the Beneficiary invalid
AY	Beneficiary State Acronym Acryn invalid
AZ	Invalid Depository Code/Bank Name
BA	Depository Branch Code/Name Not Provided
BB	Invalid Document Number (Your Number)
BC	Our Number Invalid
BD	Inclusion Successfully Completed
BE	Change Successfully Made
BF	Deletion Successful
BG	Agency/Account Legally Blocked
B1	Blocked Pending Authorization
B3	Blocked by client
B4	Blocked by collection title capture
B8	Blocked by Tax Validation
CA	Bar Code - Invalid Bank Code
CB	Bar Code - Invalid Currency Code

CD	Bar Code - Invalid Title Value
CE	Bar Code - Campo Livre Invalid
CF	Document Value/Principal/menor que o mínimo Invalid
CH	Discount Amount Invalid
CI	Invalid Default Value
CJ	Fine Amount Invalid
CK	Income Tax Amount Invalid
CL	ISS (Services Tax) Amount Invalid
CG	Deduction Amount Invalid
CM	IOF (Financial Operations Tax) Amount Invalid
CN	Value of Other Deductions Invalid
CO	Value of Other Additions Invalid
HA	Lot Not Accepted
HB	Invalid Company Registration for Contract
HC	Agreement with Non-Existent/Invalid Company for Contract
HD	Company Branch/Current Account Non-Existent/Invalid for Contract
HE	Invalid Service Type for Contract
HF	Company Checking Account with Insufficient Balance
HG	Service lot out of sequence
HH	Service lot Invalid
HI	File not accepted
HJ	RECORD TYPE Invalid
HL	Invalid Layout Version
HU	Invalid Submission Date/Time
IA	Payment exclusively at the Notary's Office.
IJ	Invalid Competence or Reference Period or Installment Number
IL	Payment/Revenue Code not numeric or with zeros
IM	Invalid City
IN	Invalid Declaration Number
IO	Number Etiqueta invalido
IP	Number Notificação invalido
IQ	Invalid State Registration
IR	Invalid Active Debt
IS	Invalid Fees or Other Additions
IT	Invalid Settlement Period
IU	Invalid Revenue Amount or Percentage
IV	Invalid reference number
PA	Pix not performed
PB	Transaction aborted due to error in Receiver's PSP
PC	Number da conta transaccional encerrada no PSP do Receiver
PD	Incorrect type for specified transactional account
PE	Transaction type is not supported/authorized on the specified transactional account CPF/CNPJ of the Receiving user is not consistent with the holder of the specified
PF	transactional account
PG	Incorrect CPF/CNPJ of the Receiver user
PH	Order Rejected by Receiver's PSP
PI	Invalid or non-existent Payer PSP ISPB
PK	Invalid or expired QR Code
PM	Invalid payment key or QR Code
PN	Payment key or QR Code not provided
SC	Partial validation
TA	Lot Not Accepted - Lot Totals with Difference
XB	Invalid Taxpayer Registration Number
XC	Invalid Payment Code or Competence or Registration Number

XF	Payment or Competency Code Not Numeric or Equal to Zeros
YA	Title Not Found
YB	Record Identification Optional Invalid
YC	Invalid Default Code
YD	Invalid Occurrence Code
YE	Invalid Occurrence Complement
YF	Claim already reported
ZA	Transfer Returned
ZB	Same ownership transfer not allowed
ZC	Invalid Tax Payment Code
ZD	Invalid Competence
ZE	Title Blocked at the base
ZF	System in Contingency – Title with value greater than reference
ZG	System in Contingency – Overdue title (payment of collection)
ZG	Destination bank does not accept TED/Pix (payments/transfers)
ZH	System in contingency - Indexed title
ZI	Divergent beneficiary
ZJ	Partial payment limit exceeded
ZK	Title already paid off
ZT	Value other invalid entities
ZU	Invalid Source System
ZW	Banco Destino does not accept this payment method
ZX	Destination Bank inoperative for this payment method
ZY	Invalid Credit History Code
ZV	Authorization initiated in Internet Banking
Z0	Account with blockage*
Z1	Account closed. Account activation required*
Z2	Account with controlled movement*
Z3	Account canceled *
Z4	Inconsistent record (Title)*
Z5	Improper presentation (Title) *
Z6	Recipient data Invalid*
Z7	Invalid Credit recipient agency or account*
Z8	Divergence in ownership *
Z9	Credit recipient account closed *

PREVIOUS	NEW
ZE	ZT
ZF	ZU
ZG	ZW
ZH	ZX
ZI	ZY
ZK	ZV

SPECIFIC COMPROR

C1	COMPROR – Returned by other banks **
C2	COMPROR – Refused **
C3	COMPROR – Rejected by system **
C4	COMPROR – Rejected by time **
C6	COMPROR – Approved**

C7 COMPROR – Invalid Commitment **

SPECIFIC FOR CONFIRMING

- F1 CONFIRMING – C Commitment Settled ***
- F2 CONFIRMING – Negotiation Commitment ***

SPECIFIC TO OCT

- O1 OCT Code invalid ****
- O2 Sender Description invalid ****
- O3 Purpose Description invalid ****
- O4 Invalid Billing Agreement Code ****

(*) Events generated to inform the reason for the return. These are always accompanied by the code "ZA" (Returned Transfer). (**) Events exclusively for completing the status of BUY commitments.

(*) and (**) Available only for the Santander layout with Payment Option for Taxes and Dealerships (***) Events exclusively for completing the status of CONFIRMING commitments.

(****) Events generated for the OCT payment method

6. PRINCIPAIS ALTERAÇÕES PARA ESTA VERSÃO DO MANUAL

4.5. MAIN CHANGES FOR THIS VERSION OF THE MANUAL

V.11 (Previous)

- Inclusion of Segment C for Interoperability between Payment Institution Accounts
- Inclusion of domain 23 – Interoperability between Payment Institution Accounts – In the Service Type field (Note G015)
- Inclusion of the mandatory submission of Segment J52 with the Beneficiary Information of the Billing Invoice.

V.11.1 (Previous)

Inclusion of Detran PR (Paraná) payment for IPVA, DPVAT and Licensing.

V11.2 (Previous)

Inclusion of payment of Judicial TED (TED Jud)

V.11.3 (Previous)

Inclusion of the Pix payment method in the Bank, Branch and Account model.

V.11.4 (Previous)

Inclusion of Pix payment via keys

V.11.5 (Previous)

Exclusão da modalidade DOC

V.11.6 (Atual)

Inclusion of Dynamic Pix QR Code payment (payment via Payload Location)